

University of Iowa International Students

Fall 2015 Enrollment Statistics
International Student and Scholar Services



International Student Population4540

Enrolled students	4120
Undergraduate students	2651
Degree-seeking undergrads	(2532)
Non-degree undergrads	(65)
Iowa Intensive English Program	(54)
Graduate & Professional students.....	1469
Degree-seeking grads	(1129)
Non-degree grads	(57)
Medical residents/fellows, post-docs.....	(283)

Students in post-graduation training..... 420

New International Students.....981

Undergraduate Students	660
First Year Undergrads.....	604
Transfer Undergrads	56
Graduate & Professional Students	227
Non-Degree.....	94

Who is an international student?

The term "international student" encompasses anyone enrolled at the UI who is neither a U.S. citizen nor a permanent resident. In addition to those individuals who entered the U.S. on student visas, this population includes students in dependent, working, and other non-educational immigration statuses. The national census of international students also enumerates those who have completed their educational programs and are in a period of approved post-graduation training. Unless otherwise noted, this description is the one used throughout this report.

Personal Characteristics

<u>Gender</u>	<u>Average Age</u>
Female: 45.0%	Undergraduate: 20
Male: 55.0%	Graduate & Professional: 29

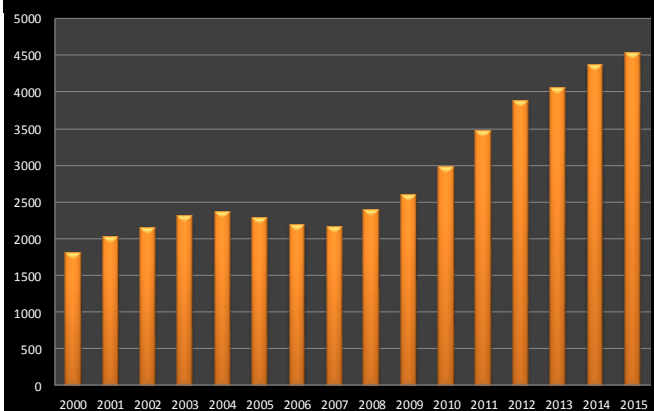
Immigration Status

F-1 Student: 87.6%
J-1 Student: 5.4%
Other: 7.0%

Most Common Majors

<u>Undergraduate</u>	<u>Graduate/Professional</u>
Business/Pre-Business	Business (MBA)
Finance	Chemistry
Economics	Computer Science
Psychology	Pharmacy
Math	Psych. & Quant. Foundations

University of Iowa International Student Population Since 2000



History of International Student Enrollments

The first international student to receive a University of Iowa degree was John H. Rapier of Kingston, Jamaica, who was awarded the Doctor of Medicine in 1864. Dr. Rapier took classes at Iowa State University at Keokuk but received his degree from the State University of Iowa. Thirty-four international students received UI degrees prior to 1900.

Other historical points of interest:

- International student enrollment in 1950 was 179 students
- The 500 student threshold was crossed in 1976. The UI international population reached 1,000 students in 1980; 2,000 students in 2001; 3,000 in 2011; and passed 4,000 in 2013.
- Numbers include those on student visas engaged in post-graduation practical training.

International Student Enrollment 1950-Present

1950	179	1960	187	1970	334	1980	1,234	1990	1,925	2000	1,792	2010	2,982
1951	159	1961	245	1971	397	1981	1,253	1991	2,051	2001	2,027	2011	3,463
1952	165	1962	279	1972	408	1982	1,376	1992	1,949	2002	2,142	2012	3,876
1953	170	1963	261	1973	438	1983	1,513	1993	1,875	2003	2,307	2013	4,049
1954	145	1964	282	1974	432	1984	1,522	1994	1,739	2004	2,373	2014	4,360
1955	151	1965	285	1975	487	1985	1,623	1995	1,673	2005	2,285	2015	4,540
1956	160	1966	293	1976	528	1986	1,826	1996	1,669	2006	2,189		
1957	157	1967	273	1977	706	1987	1,888	1997	1,612	2007	2,153		
1958	175	1968	280	1978	779	1988	1,937	1998	1,602	2008	2,379		
1959	187	1969	311	1979	997	1989	1,888	1999	1,697	2009	2,589		



OASIS: Organization for the Active Support of International Students, offers events and activities to bring international students and domestic students together in social situations. Their most popular events include the fall Cultural Ball and spring Bridging Fiesta. President Ye Yang (second from left) is an undergrad student from Zhejiang, China, majoring in psychology and economics. She also serves as a student senator in the UI Student Government.

International Students by Country or Territory of Nationality

East & Southeast Asia

3,425 students; 75.4% of international students



Burma	1
China	2797
Hong Kong	45
Indonesia	10
Japan	26
Macau	2
Malaysia	75
Mongolia	1
Philippines	7
Singapore	5
South Korea	341
Taiwan	72
Thailand	20
Vietnam	23

Central & South Asia

435 students; 9.6% of international students



Bangladesh	18
India	341
Kazakhstan	1
Nepal	24
Pakistan	18
Sri Lanka	31
Tajikistan	1
Turkmenistan	1

North America

50 students; 1.1% of international students



Canada	50
--------------	----

Oceania

13 students; 0.3% of international students



Australia	8
New Zealand	5

Europe & Russia

220 students; 4.9% of international students



Albania	2
Austria	2
Belarus	3
Belgium	1
Bosnia And Herzegovina	2
Bulgaria	2
Croatia	1
Cyprus	2
Czech Republic	1
Denmark	3
Finland	1
France	20
Georgia	1
Germany	13
Greece	8
Hungary	2
Ireland	2
Italy	23
Kosovo	1
Lithuania	1
Moldova	1
Netherlands	8
Norway	7
Poland	4
Portugal	2
Romania	3
Russia	16
Serbia	4
Slovenia	1
Spain	21
Sweden	7
Turkey	28
Ukraine	3
United Kingdom	24

Middle East & North Africa

204 students; 4.5% of international students



Algeria	3
Egypt	14
Iran	52
Iraq	24
Israel	2
Jordan	27
Kuwait	3
Lebanon	8
Libya	4
Morocco	2
Oman	2
Qatar	1
Saudi Arabia	50
Syria	7
Tunisia	3
United Arab Emirates	1
Yemen	1

Latin America & the Caribbean

128 students; 2.8% of international students



Argentina	6
Bahamas, The	1
Bolivia	6
Brazil	47
Chile	7
Colombia	16
Dominica	1
Dominican Republic	1
Ecuador	3
Honduras	3
Jamaica	4
Mexico	14
Panama	1
Peru	4
Saint Lucia	1
Saint Vincent And The Grenadines	1
Trinidad And Tobago	1
Venezuela	11

Sub-Saharan Africa

65 students; 1.4% of international students



Benin	2
Botswana	1
Burkina Faso	1
Congo	1
Cote D'Ivoire	1
Ethiopia	3
Gambia, The	1
Ghana	5
Kenya	9
Mali	1
Mauritius	1
Mozambique	1
Nigeria	17
Rwanda	2
South Africa	1
Sudan	3
Tanzania	4
Uganda	4
Zimbabwe	7

113 foreign countries and territories represented.

These numbers include enrolled post-docs and medical residents/fellows.

The Myths of International Student Funding

There is a common, yet mistaken, belief that most international students who come to the United States are supported by their home governments, the U.S. government, or their host universities. In fact, the vast majority of students studying at the undergraduate level in the U.S. are paying their own way, and are a significant economic benefit to this country. Students in graduate programs do often receive graduate assistantships from U.S. universities, but this is in return for significant services in teaching, research, or administrative support. Relatively few graduate students receive aid that is not, in effect, employment related.

Some countries do provide scholarship aid to their citizens for study in the U.S, often as an automatic right of citizenship. These countries are primarily those that do not have sufficiently developed higher education opportunities at home. Scholarships for study in the U.S., or other nations, is both a means of educating for current economic and social needs, and providing for future development of the nation.

And while U.S. exchange programs, such as the Fulbright scholarships, have significant political influence, only about 4,000 students, or 0.6% of the total of international students in the U.S., receive U.S. aid. International students on F-1 and J-1 visas are not eligible for federal financial aid programs and cannot file the FAFSA.

Primary Source of Educational Funding for UI Students		
	<u>Undergraduate Students</u>	<u>Graduate Students</u>
Personal & Family Funds	97%	31%
Home Government	2%	4%
University of Iowa	1%	65%

This chart includes only those students attending the university in an educational (F-1 or J-1) immigration status.



The second annual International Parents Award saw so many strong and moving nominations, we chose not only a winner but a runner-up as well. The [winning nomination](#) was submitted by Iraqi grad student Majid Nada for his parents, Mr. Hameed Nada Hammad and Mrs. Lameeah Bunyan Jabal. The family has a second son, Mohannad, also currently studying at the University of Iowa.

We also recognized as [first runner-up](#) the nomination from student Jianlan Ren, from Liaoning, China, of her mother Ying Pan and twin aunt Hong Pan.

The stories of both families can be read by following the links above.



The Economic Impact of International Students

As the chart above indicates, nearly all undergraduates, as well as one-third of graduate students, pay for their UI education from their own or family funds. As non-residents, estimated tuition and living costs are nearly \$32,000 per year, most of which comes, directly or indirectly, into the local community.

NAFSA: The Association of International Educators compiles [annual statistics](#) on the economic impact of international students, taking into account typical levels of U.S. support, dependents present in the U.S., and other factors that influence spending of international students. According to this estimate, international students at the University of Iowa and other schools in Iowa's 2nd congressional district contributed over \$137 million per year to the local economy during the 2013-14 school year.

The same report estimates the economic impact of international students and their families for the entire state of Iowa in excess of \$317 million and nationwide to be approximately \$26 billion, with approximately 3,400 net jobs created or supported by international students in Iowa.

Student Advising



An important function of International Student and Scholar Services is providing one-on-one assistance for the many specialized needs of international students. International Student and Scholar Advisors, trained in student immigration regulations and intercultural communication skills, address needs which range from questions about federal regulations to cultural adjustment and homesickness. The growth in international students and the change from a largely graduate to a majority undergraduate (thus younger) student population have resulted in both more advising visits and a change in primary focus of advising sessions.

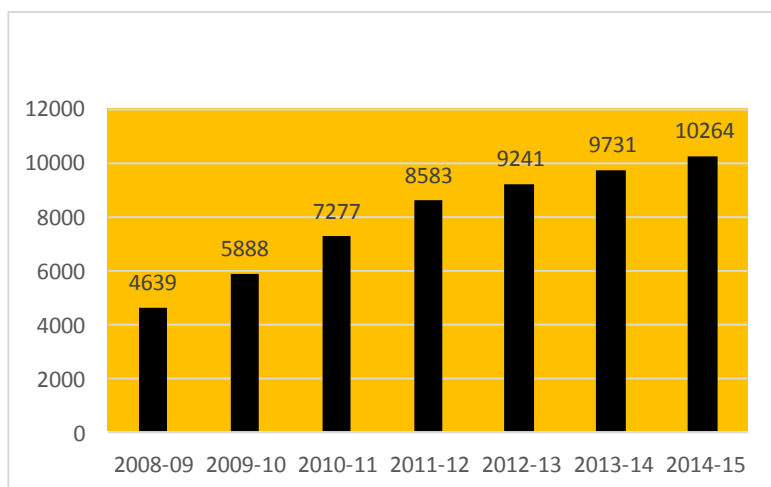
In 2012 our office began shifting to a “paperless” system using a special data management program that provides the immigration support and functions required by law, along with portals for students and departments to access the program as well. We are now nearly 100% paper-free in terms of information packets and applications. In the past, students filled out paper applications to do things like extend an I-20 or be authorized to be part-time. Now they can log into our iHawk system from anywhere at any hour and initiate an electronic “e-form” to make their requests. Sometimes the input of the academic advisor is needed, so the e-form is also routed to the advisor for input on information such as expected date of graduation or whether a requested internship relates to the student’s area of study. It has streamlined dozens of processes and also reduced the number of visits a student has to make. In many cases, the only visit a student needs to make to ISSS is to pick up the document we have prepared for them. In other cases, only one trip is required and students receive the document they need during the advising session.

Curious about what exactly ISSS advisors do? Visit our [blog!](#)

One might expect this to lead to reduced traffic into our office. On the contrary, our student advising contacts continue to increase. This may in part be due to the overall number of international students increasing each year, but also reflects the complex nature of many of the issues international students face. There is no substitute for in-person contact.

ISSS Advising Statistics

Academic Year July 1-June 30



In 2012 we became a “paperless” office, with processes completely online and some no longer requiring an in-person meeting with an advisor. These include Social Security letters, letters of invitation, Curricular Practical Training (CPT) authorization, J-1 scholar applications, and a dozen other things.

The total non-contact e-forms reviewed and processed during 2014-15 was about 6,500.

International Students by Degree Level


Undergraduate

Undergraduate International Students..... 2651

Degree seeking..... 2532
 Non-degree (includes exchange students)..... 65
 Iowa Intensive English Program 54

International Students as Percentage of College Undergraduate Enrollment

Tippie College of Business 16.4%
 College of Engineering 7.0%
 College of Liberal Arts & Sciences..... 12.2%
 College of Nursing 1.1%
All Undergraduate Students 11.3%



Primary Majors of International Students

Accounting.....	70	Informatics.....	11
Actuarial Science.....	62	Interdepartmental Studies.....	12
Anthropology.....	2	International Relations.....	16
Applied Studies.....	1	International Studies.....	16
Art 61.....		Journalism and Mass	
Art History.....	5	Communication.....	38
Asian Languages and Literature..	5	Liberal Studies.....	1
Athletic Training.....	2	Linguistics.....	4
Biochemistry.....	32	Management.....	14
Biology.....	81	Marketing.....	27
Biomedical Engineering.....	23	Mathematics.....	143
Business Analytics and Information		Mechanical Engineering.....	41
Systems.....	35	Medical Laboratory Science.....	3
Business, Undecided.....	617	Microbiology.....	3
Chemical Engineering.....	24	Musci.....	6
Chemistry.....	32	Nuclear Medicine Technology.....	1
Child Life.....	2	Nursing.....	27
Cinema.....	17	Open Major.....	186
Civil Engineering.....	20	Pharmacy.....	11
Communication Studies.....	24	Philosophy.....	2
Comparative Literature.....	2	Physics.....	29
Computer Science.....	113	Political Science.....	4
Economics.....	207	Pre-Dentistry.....	1
Electrical Engineering.....	43	Pre-Law.....	1
Elementary Education Interest...	6	Pre-Medicine.....	5
English.....	14	Pre-Physical Therapy.....	2
Enterprise Leadership.....	8	Psychology.....	115
Environmental Policy and Planning3		Social Work.....	1
Environmental Sciences.....	22	Sociology.....	16
Ethics and Public Policy.....	3	Speech and Hearing Science.....	2
Finance.....	146	Sport & Recreation Management	7
French.....	1	Sport Studies.....	2
Geography.....	1	Statistics.....	40
Geoscience.....	1	Theatre Arts.....	5
Health and Human Physiology..	20	Undeclared Engineering.....	9
History.....	5	Exchange Student.....	40
Human Physiology.....	13	Other Non-Degree.....	79
Industrial Engineering.....	8		

Countries and Territories Represented

Algeria.....	2	Mauritius.....	1
Argentina.....	3	Nepal.....	1
Australia.....	6	Netherlands.....	2
Austria.....	2	New Zealand.....	1
Bangladesh.....	1	Nigeria.....	4
Belgium.....	1	Norway.....	5
Bolivia.....	3	Pakistan.....	1
Brazil.....	26	Panama.....	1
Canada.....	23	Peru.....	1
China.....	2115	Poland.....	1
Congo.....	1	Rwanda.....	1
Cote D Ivoire.....	1	Saudi Arabia.....	36
Cyprus.....	1	Serbia.....	1
Denmark.....	2	Singapore.....	3
Egypt.....	2	South Korea.....	191
France.....	4	Spain.....	2
Georgia.....	1	Sri Lanka.....	2
Germany.....	3	Sudan.....	2
Honduras.....	1	Sweden.....	5
Hong Kong.....	18	Syria.....	1
Hungary.....	1	Taiwan.....	23
India.....	27	Thailand.....	1
Indonesia.....	5	Turkey.....	1
Iran.....	4	Uganda.....	2
Iraq.....	2	United Arab Emirates.....	1
Italy.....	1	United Kingdom.....	16
Japan.....	12	Venezuela.....	2
Jordan.....	2	Vietnam.....	5
Kazakhstan.....	1		
Kenya.....	1		
Kuwait.....	2		
Libya.....	2		
Macau.....	1		
Malaysia.....	61		

62 countries and territories



You never know where in the world you may encounter a Hawkeye alum *or* Iowans.

Cecilia Murniati of Indonesia (second from right), a 2012 graduate of the PhD program in the College of Education, was in Seoul, Korea, earlier this fall to present a paper. While out sightseeing she happened to wear some University of Iowa apparel, which caught the attention of a couple from Clarinda, Iowa, who were visiting along with their exchange students from Korea! They had a great time talking about Iowa memories—spring rain, the falling leaves, floods, tornadoes—our weather seems to leave a lasting impact!

Iowa Intensive English Program

The University of Iowa Intensive English Program (IIEP) provides intensive English instruction and a cultural, social, and academic orientation to the United States. Instruction emphasizes spoken and written English crucial to college and university study in the U.S. Grammar, writing, reading, listening comprehension, pronunciation, and conversation skills are taught each day at all levels. Students receive 20 hours of instruction per week in addition to individual work in the language laboratory. The IIEP has 315 students enrolled in fall 2015. Approximately 203 are full-time, of which 147 have been conditionally admitted to degree programs and will complete English studies before moving on to their programs of study, and 46 are direct admits. In addition, ESL Programs serve degree-seeking students taking ESL credit courses to improve language skills, with about 1,680 enrollments in multiple ESL courses. Approximately 50 graduate students are preparing to serve as graduate teaching assistants.



Star Shen is an undergrad student majoring in psychology and communication studies from Jiaying, China. Star is President of AiCheng Magazine, and also works as a video producer for Communications & Relations in International Programs. He was interviewed by China Central Television this past summer as part of a special series looking at the visit of President Xi Jinping to the U.S. That interview can be [viewed here](#).

International Students by Degree Level

Graduate and Professional

Graduate and Professional International Students1,469

Degree seeking.....	1,129
Non-degree (includes exchange students).....	57
Medical Residents/Fellows, Post-Doctoral.....	283



Raikkol Cheng is a graduate student from Chengdu, China, who is studying in the MBA program, focusing on corporate finance. He also serves as a graduate assistant for the Tippie MBA Global Connections & Diversity Experiences Program.

Primary Major Programs of Study

Accounting.....	13	Dental Public Health.....	1	Juridical Science.....	4	Political Science.....	16
Actuarial Science.....	33	Dentistry.....	1	Law.....	23	Post Doctoral.....	181
American Studies.....	3	Dentistry Non-degree Student ..	1	Law Non-degree Student.....	3	Pre MBA Professionals &	
Anatomy and Cell Biology.....	5	Economics.....	20	Library & Information Science....	2	Managers.....	14
Anthropology.....	2	Educational Policy & Leadership		Linguistics.....	2	Psychological & Quantitative	
Applied Mathematical &		Studies.....	17	Mass Communications.....	8	Foundations.....	50
Computational Sciences.....	15	Electrical & Comp Engineering	44	Master of Laws.....	2	Psychology.....	10
Art.....	9	English.....	11	Master of Studies in Law.....	1	Public Health.....	1
Art History.....	1	Epidemiology.....	4	Mathematics.....	15	Rehabilitation & Counselor	
Asian Civilizations.....	8	Fellow Physician.....	45	MBA Executive Program.....	3	Education.....	6
Biochemistry.....	8	Film & Video Production.....	1	MBA for Pro/Managers.....	32	Religious Studies.....	4
Biology.....	3	Film Studies.....	6	MBA Full-time Program.....	39	Resident Physician.....	57
Biomedical Engineering.....	19	Foreign Language Education.....	1	MBA International Executive		Science Education.....	3
Biostatistics.....	10	Free Radical & Radiation Biology2		Program.....	35	Second Language Acquisition ..	13
Book Arts.....	1	French & Francophone World		MBA Program.....	1	Social Work.....	1
Book Studies/Book Arts &		Studies.....	2	Mechanical Engineering.....	35	Sociology.....	10
Technologies.....	1	Genetics.....	5	Medical Education.....	2	Spanish.....	7
Business Administration.....	30	Geography.....	6	Medicine.....	1	Spanish Creative Writing.....	10
Business Analytics.....	4	Geoscience.....	2	Molecular & Cellular Biology.....	8	Special Education.....	1
Chemical & Biochemical		Geriatric/Sp Needs Dentistry....	2	Molecular Phys & Biophysics.....	3	Speech & Hearing Science.....	4
Engineering.....	11	Graduate Nondepartmental....	13	MPH Program.....	6	Speech Pathology & Audiology..	2
Chemistry.....	65	Health and Sport Studies.....	1	Music.....	44	Statistics.....	33
CIMBA Program--MBA.....	14	Health Management & Policy....	2	Neuroscience.....	3	Teaching & Learning.....	30
Civil & Environ. Engineering....	25	Health Services & Policy.....	6	Nursing.....	6	Theatre Arts.....	2
Clinical Investigation.....	2	History.....	9	Occupational & Environmental		Translational & Clinical	
Communication Studies.....	4	Human Toxicology.....	15	Health.....	2	Investigation.....	3
Comparative Literature.....	1	Immunology.....	3	Oral Science.....	24	Translational Biomedicine.....	3
Comparative Literature -		Industrial Engineering.....	12	Pharmacology.....	3	Urban and Regional Planning....	8
Translation.....	2	Informatics.....	11	Pharmacy.....	55		
Computer Science.....	61	Integrated Biology.....	3	Philosophy.....	2		
Continuing Education Distance..	8	Interdisciplinary Studies.....	3	Physical Rehabilitation Science ..	1		
Dance.....	2	Journalism.....	1	Physics.....	25		

Countries and Territories Represented in the Graduate and Professional International Student Population

Albania.....	2	Indonesia	5	Romania	2
Algeria	1	Iran.....	46	Russia	15
Argentina	2	Iraq.....	22	Rwanda.....	1
Australia	2	Ireland	2	Saint Lucia	1
Bahamas, The	1	Israel	1	Saint Vincent And	
Bangladesh	16	Italy	21	The Grenadines	1
Belarus.....	3	Jamaica	3	Saudi Arabia	14
Benin.....	2	Japan	12	Serbia	3
Bolivia	2	Jordan	22	Singapore	2
Bosnia And Herzegovina	2	Kenya	7	Slovenia	1
Botswana	1	Kosovo	1	South Korea	122
Brazil	18	Kuwait	1	Spain.....	19
Bulgaria.....	1	Lebanon	8	Sri Lanka	26
Burkina Faso	1	Libya.....	2	Sudan.....	1
Canada.....	23	Lithuania	1	Sweden.....	2
Chile.....	7	Macau	1	Syria.....	6
China.....	425	Malaysia	6	Taiwan.....	40
Colombia	14	Mali	1	Tanzania	4
Croatia	1	Mexico	13	Thailand.....	19
Czech Republic.....	1	Moldova	1	Trinidad And Tobago	1
Denmark	1	Mongolia.....	1	Tunisia	3
Dominican Republic.....	1	Morocco.....	2	Turkey.....	23
Ecuador.....	3	Mozambique.....	1	Turkmenistan	1
Egypt.....	12	Nepal.....	21	Uganda	1
Ethiopia.....	3	Netherlands	5	Ukraine	3
Finland	1	New Zealand	3	United Kingdom.....	5
France	15	Nigeria.....	11	Venezuela	8
Gambia, The	1	Norway.....	2	Vietnam	16
Germany.....	8	Oman	2	Yemen	1
Ghana	3	Pakistan.....	17	Zimbabwe.....	5
Greece	6	Peru.....	3		
Honduras	1	Philippines.....	7		
Hong Kong	26	Poland	1		
Hungary	1	Portugal.....	2		
India.....	261	Qatar	1		

99 countries and territories

International Students as Percentage of College Graduate and Professional Enrollment

Tippie College of Business	17.0%
College of Dentistry	7.3%
College of Education	18.2%
College of Engineering.....	47.9%
College of Law.....	8.1%
College of Liberal Arts & Sciences.....	22.0%
Carver College of Medicine.....	6.7%
College of Nursing	2.6%
College of Pharmacy	11.1%
College of Public Health.....	9.5%
Graduate Interdisciplinary	32.6%
<i>All Graduate and Professional Students</i>	<i>16.7%</i>

Graduate and Professional International Students by World Region



International Students by College of Major College of Liberal Arts and Sciences

Total Students
2701

Undergraduate
2051

Graduate & Professional
444

Students in Practical Training
206

College of Liberal Arts and Sciences International Students by World Region

North America: 1.0%
Latin America & the Caribbean: 1.7%
Europe & Russia: 3.9%
Middle East & North Africa: 2.6%
Sub-Saharan Africa: 0.9%
Central & South Asia: 5.2%
East & Southeast Asia: 84.4%
Oceania: 0.3%

Abby Hellem is an undergraduate student from North Liberty, Iowa. She is pursuing degrees in Spanish and International Studies with a Latin American focus. Abby works in Residence Education as a resident assistant for the Global Mosaic Living Learning Community which seeks to create an inclusive international-domestic student community.



Most Common Majors

Undergraduate
Pre-business: 540 students
Economics: 198
Math: 143 students
Psychology: 115 students
Computer Science: 113 students

Graduate
Chemistry: 65 students
Computer Science: 61 students
Music: 44 students
Actuarial Science: 33 students
Statistics: 33 students

Countries Represented in the College of Liberal Arts and Sciences

Algeria	1	Mauritius	1
Argentina.....	5	Mexico	5
Australia	4	Morocco.....	1
Austria	1	Mozambique.....	1
Bahamas, The	1	Nepal	5
Bangladesh	10	Netherlands	2
Belarus.....	2	New Zealand	3
Belgium	1	Nigeria	5
Brazil.....	18	Norway	6
Canada	27	Pakistan	6
Chile	1	Peru	1
China	1914	Philippines	2
Colombia	7	Poland.....	3
Congo	1	Romania.....	3
Cote D Ivoire.....	1	Russia	6
Cyprus	2	Saudi Arabia.....	36
Denmark.....	2	Serbia	1
Dominica	1	Singapore.....	4
Dominican Republic.....	1	South Africa	1
Egypt	2	South Korea	210
Ethiopia	1	Spain	17
Finland.....	1	Sri Lanka.....	25
France.....	7	Sudan	3
Georgia.....	1	Sweden	4
Germany.....	9	Syria	4
Ghana	1	Taiwan	38
Greece	4	Tajikistan.....	1
Honduras.....	2	Tanzania.....	3
Hong Kong	20	Thailand	6
Hungary	1	Tunisia.....	2
India	92	Turkey.....	14
Indonesia.....	6	Turkmenistan.....	1
Iran	7	Uganda.....	2
Iraq.....	7	United Arab Emirates	1
Ireland	1	United Kingdom	15
Israel.....	1	Venezuela	3
Italy.....	2	Vietnam	14
Jamaica.....	2	Zimbabwe	5
Japan	13		
Jordan.....	1		
Kenya.....	3		
Kuwait	2		
Libya	1		
Lithuania.....	1		
Malaysia	53		

83 countries or territories

International Students by College of Major Tippie College of Business and School of Management

<u>Total Students</u>	<u>Undergraduate</u>	<u>Graduate & Professional</u>	<u>Students in Practical Training</u>
710	383	205	122

Most Common Majors

(undecided and pre-business undergraduate students are not included)

<u>Undergraduate</u>	<u>Graduate</u>	<u>MBA</u>
Finance: 146 students	Business Administration: 30	MBA Full-Time Program: 39
Accounting: 70 students	Economics: 20 students	International Executive MBA: 35
Marketing: 27	Accounting: 13 students	MBA for Professionals: 32



Chizom Ekpunobi is an undergrad student from Portharcourt, Nigeria, pursuing the Enterprise Leadership major in the Tippie College of Business. She is a member of the UI Founders Club, a business incubator for entrepreneurial students. She also volunteers with Big Brothers/Big Sisters of Johnson County.

Countries Represented in the Tippie College of Business

Algeria	1	Russia.....	1
Australia	3	Rwanda.....	1
Austria	1	South Korea	43
Bangladesh	2	Sweden	3
Bolivia.....	1	Taiwan	16
Brazil.....	1	Turkey.....	3
Bulgaria	1	United Kingdom.....	1
Canada	4	Venezuela	2
China	463	Vietnam	1
Colombia	1		
France.....	2		
Germany.....	1		
Ghana	1		
Hong Kong	19		
Hungary	1		
India	81		
Indonesia	2		
Iran	3		
Italy.....	14		
Japan	1		
Kazakhstan	1		
Macau.....	2		
Malaysia	12		
Mexico.....	2		
Nepal	8		
Netherlands.....	1		
Nigeria.....	3		
Pakistan.....	4		
Peru	2		
Portugal.....	1		

39 countries and territories

Tippie College of Business International Students by World Region

North America: 0.6%
Latin America & the Caribbean: 1.3%
Europe & Russia: 4.2%
Middle East & North Africa: 0.6%
Sub-Saharan Africa: 0.7%
Central & South Asia: 13.5%
East & Southeast Asia: 78.7%
Oceania: 0.4%

Visit the
Global
Engagement
at Tippie page
on [Facebook](#) !

International Students by College of Major College of Engineering

Total Students
371

Undergraduate
188

Graduate & Professional
146

Students in Practical Training
37



Xi Chen is a senior computer engineering major from Hangzhou, China. He has participated in the ISSS Bridging Domestic and Global Diversity program and currently serves as a TA for our Global@Iowa course. Xi also enjoys volunteering at the Iowa City Animal Shelter during his free time.

Most Common Majors

Undergraduate
Electrical Engineering: 43 students
Mechanical Engineering: 41 students
Chemical Engineering: 24 students

Graduate
Electrical & Computer Engineering: 44 students
Mechanical Engineering: 35 students
Civil & Environmental Engineering: 25 students

Countries Represented in the College of Engineering

Albania	1	Mexico	2
Australia	1	Moldova.....	1
Bangladesh	4	Nepal.....	4
Bolivia.....	4	Pakistan	1
Brazil.....	17	Panama	1
Canada.....	3	Peru	1
China	206	Russia	4
Colombia	2	Saudi Arabia.....	1
Egypt.....	2	South Korea	14
France.....	2	Sri Lanka.....	1
Ghana	1	Taiwan	1
Greece	2	Turkey	3
Honduras	1	United Kingdom.....	3
Hong Kong	2		
India.....	34		
Iran	30		
Iraq	8		
Italy.....	1		
Japan	1		
Jordan.....	4		
Libya	1		
Malaysia	7		

35 countries and territories

College of Engineering International Students by World Region

Latin America & the Caribbean: 7.5%
Europe & Russia: 4.6%
Middle East & North Africa: 12.4%
Sub-Saharan Africa: 0.3%
Central & South Asia: 11.8%
East & Southeast Asia: 62.3%
North America: 0.8%
Oceania: 0.3%

Visit the
Global
Engineering
[Facebook](#)
page!

International Students by College of Major College of Law

Total Students

41

Graduate & Professional

33

Students in Practical Training

8

College of Law International Students by World Region

Middle East & North Africa: 9.8%
 East & Southeast Asia: 70.7%
 Central & South Asia: 9.8%
 Europe & Russia: 7.3%
 Sub-Saharan Africa: 2.4%

Countries Represented in the College of Law

<i>China</i>	19	<i>Saudi Arabia</i>	3
<i>France</i>	1	<i>South Korea</i>	7
<i>India</i>	4	<i>Taiwan</i>	1
<i>Iran</i>	1	<i>Vietnam</i>	1
<i>Mongolia</i>	1		
<i>Netherlands</i>	2		
<i>Nigeria</i>	1		
			<i>11 countries or territories</i>



Chaoyu Duan is from Shanxi, China, and is double-majoring in cinema and economics. In fact, this past year he produced an excellent video about racism faced by students from Asia or of Asian-American descent, which can be [viewed here](#). In this picture above he's with his friend's little brother, Sammy.

International Recruiting

Since fall, 2007, the University of Iowa has engaged in active recruitment of international students, which has included participating in fairs and school visits in the following 34 foreign countries.

- Azerbaijan
- Bahrain
- Bolivia
- Brazil
- Canada
- China (Hong Kong)
- China (PRC)
- Colombia
- Costa Rica
- Dominican Republic
- Ecuador
- Egypt
- El Salvador
- Greece
- India
- Indonesia
- Iraq
- Jordan
- Kazakhstan
- Korea, South
- Kuwait
- Lebanon
- Malaysia
- Morocco
- Oman
- Peru
- Qatar
- Saudi Arabia
- Singapore
- Taiwan
- Thailand
- Turkey
- United Arab Emirates
- Vietnam

International Students by College of Major College of Dentistry

Total Students
34

Graduate & Professional
29

Students in Practical Training
5

Countries Represented in the College of Dentistry

Brazil	2	Kenya.....	1
Canada	1	Mexico.....	1
Chile	1	Saudi Arabia	4
Colombia	1	South Korea	2
Denmark	1	Spain.....	1
Egypt	3	Thailand.....	4
India	7		
Indonesia	1		
Iraq.....	1		
Jordan	3		

16 countries or territories

College of Dentistry International Students by World Region

North America:	2.9%
Latin America & the Caribbean:	14.7%
Europe & Russia:	5.9%
Central & South Asia:	20.6%
East & Southeast Asia:	20.6%
Middle East & North Africa:	32.4%
Sub-Saharan Africa:	2.9%



The ISSS course Global@Iowa enjoyed its second semester. Bringing international and domestic students together for intercultural awareness and skill building, the course was featured in the November/December 2015 publication of the International Educator by NAFSA.

International Students by College of Major College of Education

Total Students

114

Graduate & Professional

108

Students in Practical Training

6

College of Education International Students by World Region

Latin America & the Caribbean: 5.3%

Europe & Russia: 6.1%

Middle East & North Africa: 6.1%

Sub-Saharan Africa: 1.8%

Central & South Asia: 3.5%

East & Southeast Asia: 76.3%

Most Common Majors

Graduate

Psychological & Quantitative Foundations of Education: 50 students

Teaching and Learning: 33 students

Educational Policy and Leadership Studies: 19 students

Rehabilitation and Counselor Ed: 6

Pre-Departure Sessions for Incoming International Students

In 2015 International Programs conducted its third year of summer pre-departure sessions in Beijing and Shanghai. Nearly 400 incoming students and their parents attended to learn about what to expect and how to prepare for their arrival at the University of Iowa. New students heard from UI staff, faculty, and current students including leaders from several student organizations.

An analysis of the MAP-Works responses from all new international undergrads compared with responses from those students who attended a pre-departure session shows the latter group as overall being better prepared and experiencing fewer adjustment issues than average.

International Programs plans to continue the pre-departure sessions and offer expanded opportunities in other countries as well as possibly other locations in China.



Volunteers helped us with our pre-departure sessions in Beijing and Shanghai (during a typhoon, no less) for incoming students and their parents in summer 2015.

Countries Represented in the College of Education

Brazil	2	Pakistan	1
Chile	1	Saudi Arabia	5
China	42	Serbia	1
Colombia	2	Singapore	1
Egypt	1	South Korea	33
Ethiopia	1	Sri Lanka	1
Hong Kong	1	Taiwan	6
India	2	Thailand	1
Indonesia	1	Tunisia	1
Japan	2	Turkey	5
Kenya	1	Venezuela	1
Kosovo	1		
New Zealand	1		

24 countries and territories

International Students by College of Major Carver College of Medicine

Total Students
137

Undergraduate
1

Graduate & Professional
127

Students in Practical Training
9

Most Common Majors

Graduate

Biochemistry: 10
Anatomy and Cellular Biology: 5
Molecular Physiology & Biophysics: 3

Professional

Medical Residents: 57
Medical Fellows: 45

Carver College of Medicine International Students by World Region

North America: 6.6%
Latin America & the Caribbean: 8.0%
Europe & Russia: 4.4%
Middle East & North Africa: 20.4%
Sub-Saharan Africa: 2.9%
Central & South Asia: 34.3%
East & Southeast Asia: 23.4%

The University of Iowa Office of the Registrar includes medical residents/fellows in the total enrollment count and these numbers are reported here, but are not part of the total UI Open Doors report.

Countries Represented in the Carver College of Medicine

Argentina	1	Nepal	2
Bangladesh.....	1	Nigeria	1
Brazil	1	Pakistan	4
Canada	9	Philippines	2
China	18	Qatar	1
Colombia.....	1	Saint Lucia	1
Ecuador.....	2	Saudi Arabia	1
Egypt.....	2	South Korea.....	3
Ethiopia.....	1	Spain.....	2
Greece.....	1	Sri Lanka	1
India	39	Syria.....	3
Iran.....	1	Taiwan.....	2
Italy	2	Thailand.....	3
Japan.....	2	Trinidad And Tobago	1
Jordan	11	Ukraine.....	1
Kenya	1	Venezuela.....	2
Kuwait.....	1	Yemen	1
Lebanon	7	Zimbabwe.....	1
Malaysia.....	2		
Mexico	2		
		38 countries or territories	



Students meet each other at matching night for Friends Without Borders, our annual friendship matching program. Nearly 100 students are participating this year, with plans to expand further in the future.

International Students by College of Major College of Nursing

<u>Total Students</u>	<u>Undergraduate</u>	<u>Graduate & Professional</u>	<u>Students in Practical Training</u>
16	9	6	1

College of Nursing International Students by World Region

Middle East & North Africa: 12.5%
East & Southeast Asia: 81.2%
Sub-Saharan Africa: 6.3%

Countries Represented in the College of Nursing

China.....8	South Korea..... 5
Kenya1	
Oman2	<i>4 countries or territories</i>

Intercultural Skills and Understanding for Staff and Faculty

A major priority of ISSS is providing intercultural programming and training to students, staff, and faculty. These offerings are given at multiple levels to help develop a community that respects and has the necessary skills to accommodate the diversity international students bring with them. Each year, hundreds of students, scholars, faculty, and staff participate in these programs.

The growing international student population has increased the need for staff throughout the university to be trained in intercultural skills, which is provided through the Building Our Global Community workshop series and other

specialized programs. Over 688 UI employees have participated in BGC since its inception in 2004, with 292 of them earning a Building Our Global Community certificate by attending at least 4 sessions plus an introductory session.

Internationalization efforts extend beyond the campus to Iowa City and the entire state. Community organizations, such as Friends of International Students and the International Women’s Club, provide local hospitality. All these activities contribute to the expansion of international awareness and provide support for UI students and scholars.



Staff members participate in the Redundancia exercise during a BGC session.

International Students by College of Major **College of Public Health**

<u>Total Students</u>	<u>Graduate & Professional</u>	<u>Students in Practical Training</u>
36	31	5

College of Public Health International Students by World Region

Europe & Russia: 13.9%
 Middle East & North Africa: 8.3%
 Sub-Saharan Africa: 30.6%
 Central & South Asia: 8.3%
 East & Southeast Asia: 38.9%

Countries Represented in the College of Public Health

Benin 2	India 3
China 12	Lebanon 1
Greece 1	Iran 1
Zimbabwe 1	Egypt 1
Nigeria 5	Burkina Faso 1
Slovenia 1	Turkey 1
South Korea 2	Uganda 1
Gambia, The 1	
Bosnia And Herzegovina 2	

16 countries or territories



International Students by College of Major **College of Pharmacy**

<u>Total Students</u>	<u>Graduate & Professional</u>	<u>Students in Practical Training</u>
62	55	7

Countries Represented in the College of Pharmacy

Brazil 3	Kenya 1
China 12	Libya 2
Colombia 1	Nigeria 1
Egypt 1	South Korea 4
India 16	Taiwan 3
Iran 1	Thailand 4
Iraq 6	Vietnam 4
Jamaica 1	
Jordan 2	

16 countries or territories

College of Pharmacy International Students by World Region

Latin America & the Caribbean: 8.1%
 Middle East & North Africa: 19.4%
 Central & South Asia: 25.8%
 East & Southeast Asia: 43.5%
 Sub-Saharan Africa: 3.2%

International Students by College of Major Interdisciplinary Graduate Programs

Total Students
110

Graduate Students
96

Students in Practical Training
14

Interdisciplinary Graduate Programs International Students by World Region

Latin America & the Caribbean: 7.3%
 Europe & Russia: 10.9%
 Middle East & North Africa: 6.4%
 Sub-Saharan Africa: 6.4%
 Central & South Asia: 22.7%
 East & Southeast Asia: 46.3%

Most Common Majors

Graduate

Human Toxicology: 18 students
 Applied Mathematics & Computer Science: 16 students
 Informatics: 14 students

Countries Represented in Interdisciplinary Graduate Programs

Albania.....	1	Nepal.....	3
Bangladesh	1	Netherlands	2
Bolivia	1	Nigeria.....	1
Botswana.....	1	Norway.....	1
Brazil.....	2	Pakistan.....	2
Bulgaria.....	1	Philippines.....	2
Burma	1	Russia	1
China.....	33	Rwanda	1
Ecuador.....	1	Saint Vincent And The Grenadines	1
Egypt.....	1	1
France	1	South Korea	7
Ghana	1	Spain	1
India.....	18	Sri Lanka.....	1
Iraq	2	Taiwan.....	4
Italy.....	3	Tanzania	1
Jamaica.....	1	Thailand	1
Jordan	4	Ukraine.....	1
Kenya	1	Vietnam.....	2
Malaysia	1		
Mali.....	1		
Mexico.....	2		

38 countries or territories



Student Programming

ISSS provides programming and activities for students throughout the year, led by our team of Clarisse Chia and Marcelo Melo. Clarisse is from Malaysia and coordinates the Life in Iowa program. She is an undergrad student majoring in actuarial science and also serves as a teaching assistant for our Global@Iowa course. Marcelo coordinates the Global Buddies program, which connects international students here for one or two semesters on formal reciprocal exchange programs with domestic students who have previously studied abroad. He is a biochemistry and pre-med major from Brazil. Both programs provide exposure to American cultural

traditions such as Halloween pumpkin carving, an American-style prom, trips to interesting Iowa locations such as Effigy Mounds, practical topics like job interviews and resume writing, and social topics such as volunteerism or body image. ISSS has been commended by the U.S. Department of State for our work providing cultural activities for exchange students and scholars, and much of the credit goes to our very talented student programming team.

International Students by College of Major International Visiting Scholars

International Visiting Scholars by World Region

North America: 0.9%
 Latin America & the Caribbean: 7.2%
 Europe & Russia: 21.0%
 Middle East & North Africa: 4.4%
 Sub-Saharan Africa: 0.9%
 Central & South Asia: 8.1%
 East & Southeast Asia: 56.6%
 Oceania: 0.9%

International Visiting Scholars: 433

An international visiting scholar is an individual who has come to the U.S. in J-1 (exchange visitor) status for teaching, research, observation, or other educational activity but who is not enrolled as a student, medical resident, or fellow.



This photo was submitted by Laxmi Shanthi-Chede to our annual photo and video contest.

Countries Represented by International Visiting Scholars

Algeria	1	Germany	11	Russia	5
Argentina	2	Hong Kong	1	Saudi Arabia	1
Australia	3	Hungary	1	Serbia	1
Bangladesh	1	India	31	Singapore	3
Belarus	1	Iran	2	South Korea	37
Belgium	2	Iraq	3	Spain	5
Brazil	18	Ireland	2	Sri Lanka	2
Burma	1	Italy	16	Switzerland	1
Canada	4	Japan	27	Taiwan	4
Chile	6	Jordan	6	Thailand	4
China	165	Kuwait	1	Tunisia	2
Colombia	2	Mexico	3	Turkey	12
Cote D Ivoire	1	Netherlands	7	Uganda	1
Croatia	1	New Zealand	1	Ukraine	3
Czech Republic	3	Nigeria	2	United Kingdom	6
Denmark	2	North Korea	2		
Egypt	2	Oman	1		
Estonia	1	Pakistan	1		
France	8	Philippines	1		
Georgia	1	Poland	2		

55 countries and territories

Largest National Representations

China (PRC): 165 scholars
 South Korea: 37 scholars
 India: 31 scholars
 Japan: 27 scholars
 Brazil: 18 scholars

Scholar Length of Stay

1 month or less: 2.6%
 1 to 6 months: 20.1%
 6 months to 1 year: 38.3%
 1-2 years: 12.7%
 2 to 5 years: 26.3%

Explanation of Terms Used in This Profile

International Student: An international student is any individual enrolled in fall 2015 classes at the University of Iowa who has self-identified as having neither U.S. citizenship nor permanent residence. In addition to students who are here in an F-1 or J-1 educational immigration status, students who hold immigration statuses unrelated to study, such as temporary workers, are included. In accordance with national data collection standards, students who have graduated and are in an immigration-approved “practical training” period are also included in the university’s count of international students. International medical residents/fellows and postdoctoral fellows are also included in this report.

International Visiting Scholar: An international scholar is an academic professional who is at the university in a J-1 immigration status. A scholar may be employed by UI, or may be here in a visiting capacity under the sponsorship of a UI academic department. Individuals in J-1 status who are in a student or medical resident category are excluded from this count.

Immigration Status: While international students and scholars have a variety of non-immigrant statuses, the following are those which are directly related to their presence at the University of Iowa:

- F-1 student: This is the most common status for an individual who is coming to the U.S. for the purpose of study.
- J-1: exchange visitor: Exchange visitors can be students or scholars. Students in this status typically, but not exclusively, are here through a university exchange program or are receiving funding from their home government or the U.S. government. Scholars in this status may be at the university as unpaid scholars (often applicable to those who are on sabbatical at their home institution) or may be UI employees in short-term, temporary positions.

Countries and Territories: This report uses the U.S. State Department listing of independent countries and dependencies. The regional breakdown follows the guidelines of the “Open Doors” report published by the Institute of International Education.

Level of Study:

- Undergraduate students are those enrolled in a program of study leading to no higher than a baccalaureate degree.
- Graduate and professional students are those enrolled in post-baccalaureate study. Masters and doctoral students are included, as well as students working on post-baccalaureate certificates and post-doctoral scholars. Professional students are those in the MBA, DDS, JD, LLM, MD, and PharmD programs as well as medical residents and fellows.

College of Study: In accordance with official reports from the Office of the Registrar, this analysis of international students by college enumerates students in the colleges in which their programs are taught, and not which college administers their major. For example, most graduate programs are administered through the Graduate College, yet these students are counted in the college of their major. A number of highly interdisciplinary programs that cannot be placed in a single college are those included in the category of “graduate college interdisciplinary programs.”

International Student and Scholar Services, part of University of Iowa International Programs, provides leadership in international education and intercultural learning through services to international students and scholars, their dependents, the university, and the surrounding community. We enhance the academic, cultural, and social pursuits of our students and scholars through exceptional immigration and personal advising as well as outstanding cross-cultural programming and training.

1111 University Capitol Centre
The University of Iowa
Iowa City, IA 52242

Phone: 319-335-0335

Fax: 319-335-2021

Email: iss@uiowa.edu

Web: <http://international.uiowa.edu/iss>

Facebook: <https://www.facebook.com/uiowaISS>