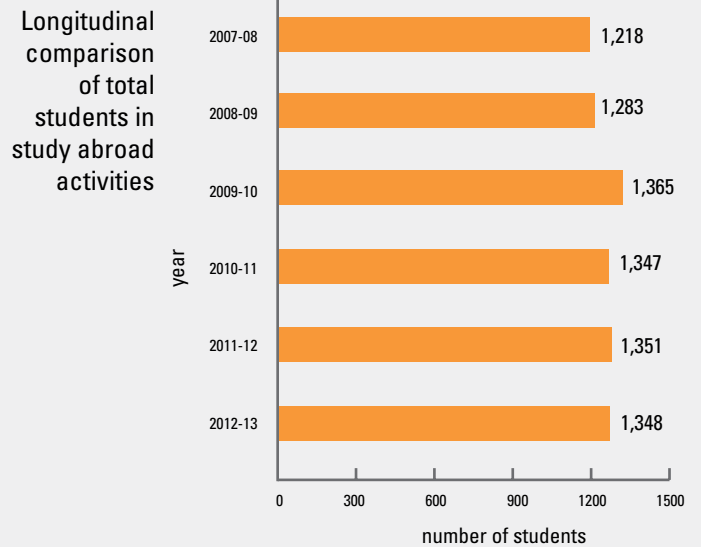


TOTAL NUMBER OF UI STUDENTS STUDYING ABROAD

1,348

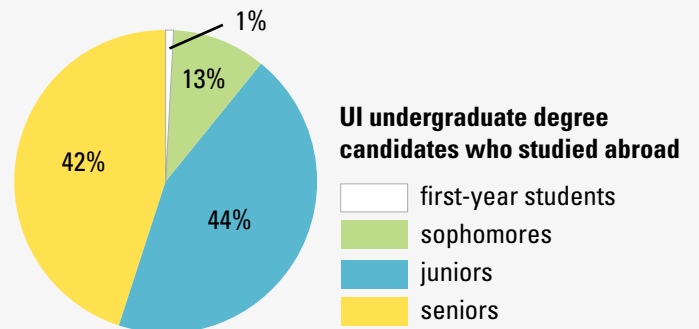
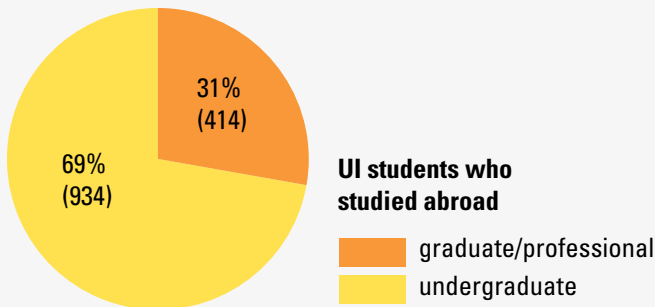
University of Iowa students studied, worked, or conducted research abroad for credit between fall 2012 and summer 2013 (including international students).

- 934 UI undergraduate students participated in these activities abroad, a 4.5% decrease from 2011-12 (978).
- 414 UI graduate students participated in these activities, an 11% increase from 2011-12 (373).

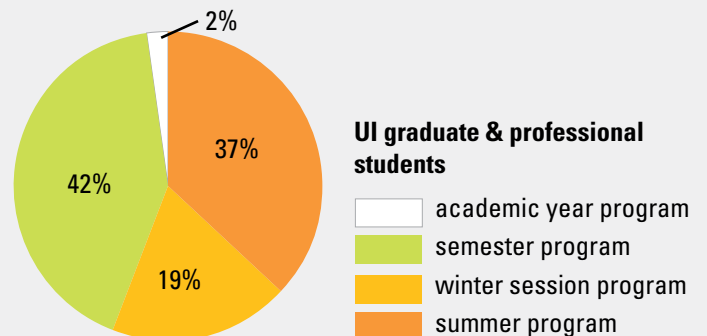
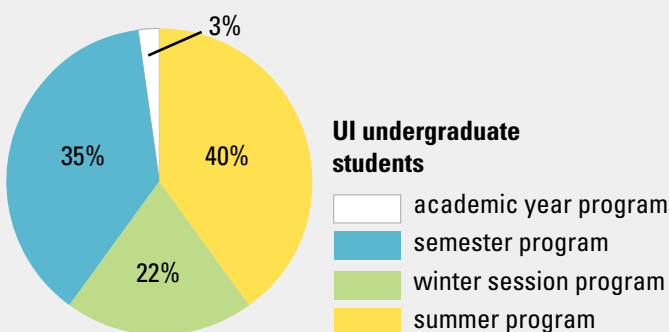


46 STUDENTS PARTICIPATED IN 2 OR MORE PROGRAMS FOR A TOTAL OF 1,395 STUDY ABROAD PROGRAM PARTICIPANTS.

ACADEMIC STATUS



DURATION OF STUDY



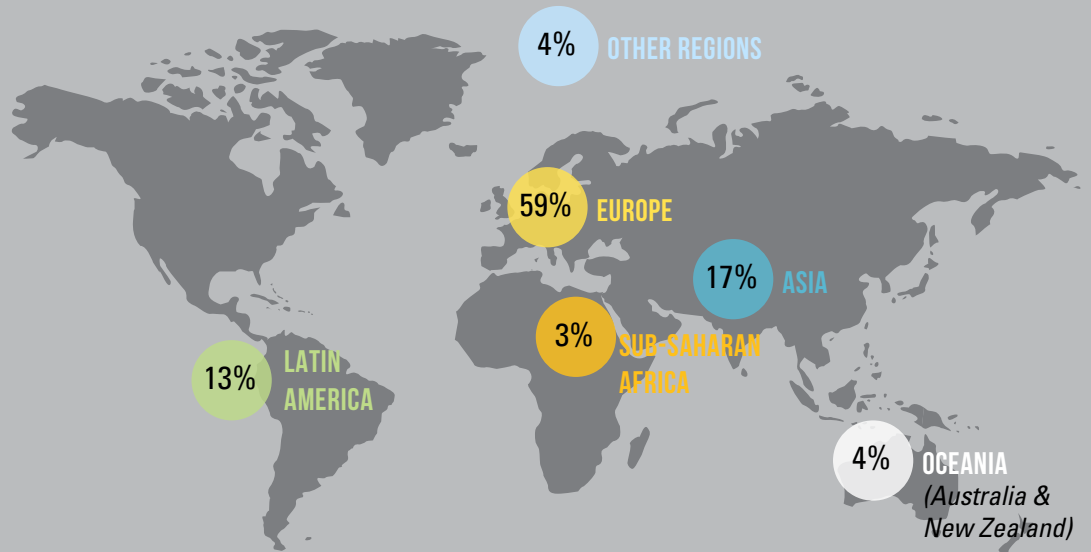
DESTINATIONS

UI STUDENTS—UNDERGRADUATE PLUS GRADUATE & PROFESSIONAL—STUDIED OR CONDUCTED RESEARCH IN 70 COUNTRIES.

934

UNDERGRADUATES  
STUDIED ABROAD  
(OR CONDUCTED RESEARCH)

IN 51  
DIFFERENT  
COUNTRIES



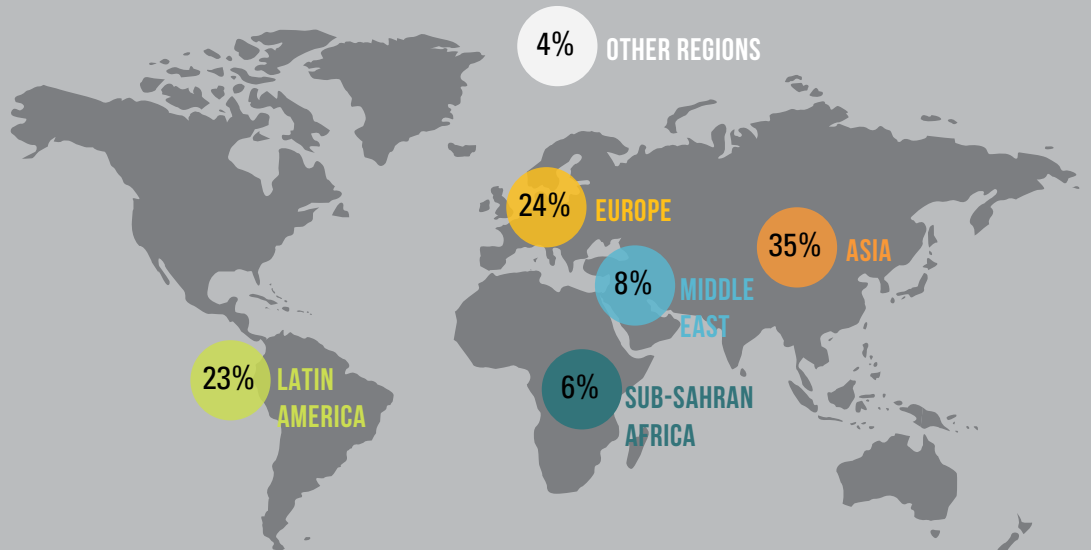
10 MOST POPULAR UNDERGRADUATE DESTINATIONS *with number of students studying in each country indicated*



414

GRADUATE AND  
PROFESSIONAL  
STUDENTS  
STUDIED ABROAD  
(OR CONDUCTED RESEARCH)

IN 62  
DIFFERENT  
COUNTRIES





## DESTINATIONS FOR UI STUDENTS STUDYING ABROAD

EUROPE			
COUNTRY	UG	GR	TOTAL
Austria	2	2	4
Belgium	3	0	3
Bosnia & Herzegovina	0	3	3
Cyprus	0	2	2
Czech Republic	10	0	10
Denmark	0	1	1
France	43	29	72
Germany	16	6	22
Greece	2	0	2
Iceland	1	0	1
Ireland	26	1	27
Italy	153	20	173
Luxembourg	0	1	1
Netherlands	3	6	9
Norway	1	1	2
Poland	1	1	2
Portugal	0	2	2
Romania	1	2	3
Russia	6	0	6
Spain	152	4	156
Sweden	1	4	5
Switzerland	0	1	1
Turkey	3	1	4
Ukraine	1	0	1
United Kingdom	136	18	154
<b>TOTAL</b>	<b>561</b>	<b>105</b>	<b>666</b>

NORTH AFRICA & THE MIDDLE EAST			
COUNTRY	UG	GR	TOTAL
Israel	9	4	13
Jordan	0	10	10
Lebanon	0	1	1
Morocco	6	0	6
Palestinian Authority	0	1	1
United Arab Emirates	0	19	19
<b>TOTAL</b>	<b>15</b>	<b>35</b>	<b>50</b>

LATIN AMERICAN & THE CARIBBEAN			
COUNTRY	UG	GR	TOTAL
Argentina	3	2	5
Belize	1	10	11
Brazil	28	15	43
Dominica	0	6	6
Dominican Republic	2	1	3
Chile	16	0	16
Costa Rica	19	4	23
Cuba	10	2	12
Ecuador	4	9	13
Guatemala	2	5	7
Haiti	0	8	8
Honduras	0	3	3
Mexico	14	29	43
Nicaragua	2	2	4
Peru	22	5	27
Venezuela	1		1
<b>TOTAL</b>	<b>124</b>	<b>101</b>	<b>225</b>

NORTH AMERICA			
COUNTRY	UG	GR	TOTAL
Canada	3	6	9
<b>TOTAL</b>	<b>3</b>	<b>6</b>	<b>9</b>

ASIA			
COUNTRY	UG	GR	TOTAL
Cambodia	0	1	1
China	20	65	85
Hong Kong	6	28	34
India	118	45	163
Japan	11	7	18
Korea	10	3	13
Nepal	0	1	1
Philippines	0	1	1
Sri Lanka	0	1	1
Taiwan	0	2	2
Thailand	1	0	1
<b>TOTAL</b>	<b>166</b>	<b>154</b>	<b>320</b>

SUB-SAHARAN AFRICA			
COUNTRY	UG	GR	TOTAL
Botswana	1	0	1
Cameroon	1	0	1
Gambia	3	1	4
Ghana	3	2	5
Kenya	2	0	2
Mozambique	0	2	2
Niger	0	2	2
Nigeria	0	1	1
Rwanda	0	1	1
South Africa	19	1	20
Tanzania	3	13	16
Zimbabwe	0	2	2
<b>TOTAL</b>	<b>32</b>	<b>25</b>	<b>57</b>

OCEANIA			
COUNTRY	UG	GR	TOTAL
Australia	26	14	40
Micronesia	0	1	1
New Zealand	12	1	13
<b>TOTAL</b>	<b>38</b>	<b>16</b>	<b>54</b>

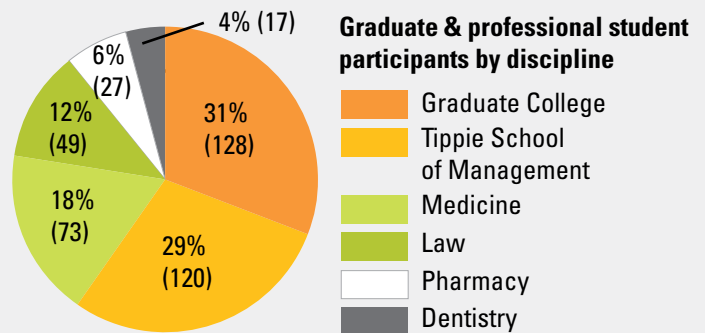
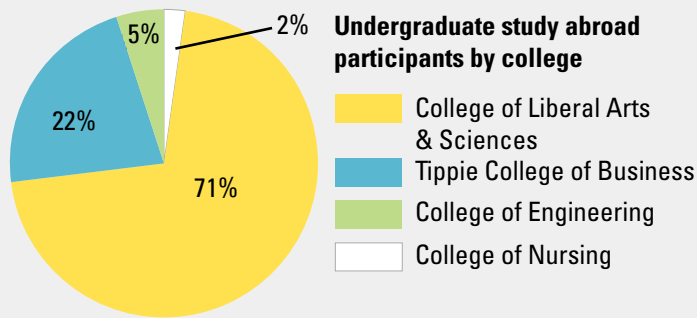
MULTIPLE			
COUNTRY	UG	GR	TOTAL
Multiple countries	10	4	14
<b>TOTAL</b>	<b>10</b>	<b>4</b>	<b>14</b>

**949 UNDERGRADUATES**  
**446 GRADUATES**  
**1,395 TOTAL**


**FIELD OF STUDY & PARTICIPATION RATES**

3.1% OF ALL UI UNDERGRADUATES STUDIED ABROAD IN 2012-13.  
THESE 934 UNDERGRADUATES REPRESENTED 65 DIFFERENT MAJORS

414 GRADUATE & PROFESSIONAL STUDENTS STUDIED OR  
CONDUCTED RESEARCH ABROAD




Comparing the number of undergraduate degree candidates who studied abroad during 2012-13 (934) to the number of bachelor's degrees awarded by the UI during 2012-13 (4,562) indicates that approximately 20% of the current graduating class studied abroad during their stay at the UI.



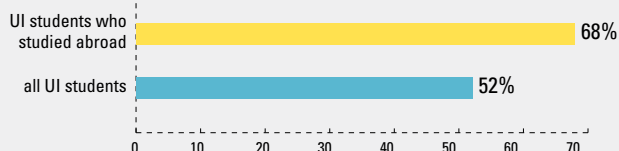
**GENDER**

68% (639) OF THE UI UNDERGRADUATES WHO STUDIED ABROAD DURING 2012-13 WERE FEMALE.




In the fall semester 2012, 52% of all UI undergraduates were female.

Percentage of UI undergraduate students that are female

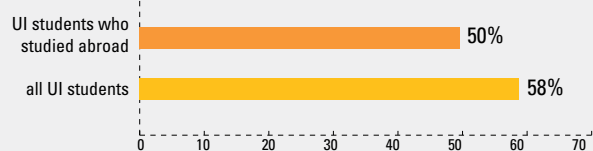


50% (206) OF GRADUATE & PROFESSIONAL STUDENTS WHO STUDIED ABROAD DURING 2012-13 WERE FEMALE.



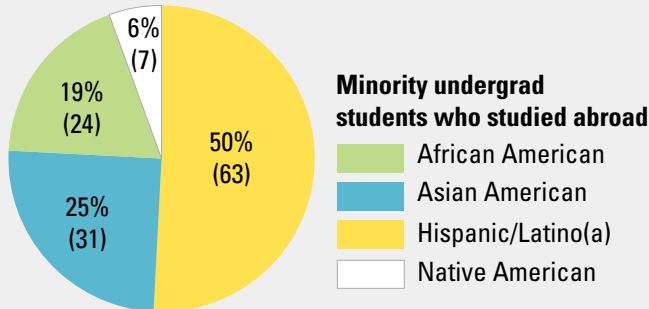
In the fall semester 2012, 58% of all UI graduate and professional students were female.

Percentage of UI grad & professional students that are female



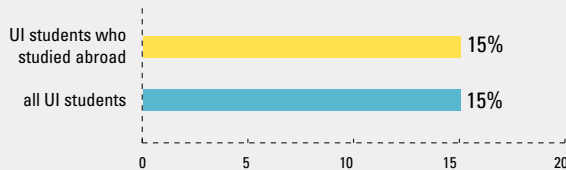
**ETHNICITY**

Information on ethnicity was reported by 95% (851) of the undergraduate U.S. student participants. 15% (125) of these students were minority students.

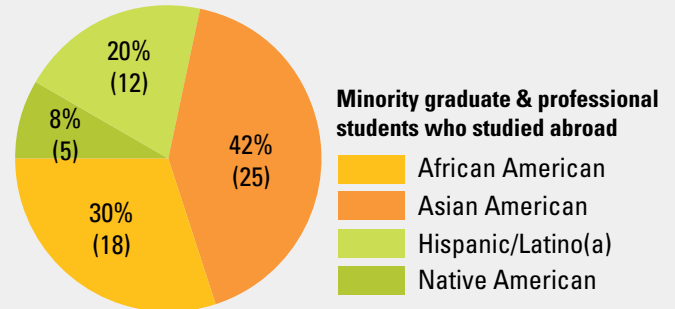


In the fall semester 2012, 15% of UI undergraduate students from the U.S. who reported their ethnicity were minority students.

**Percentage of UI undergraduate students that are minority students**

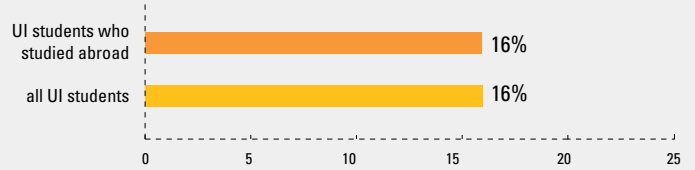


Information on ethnicity was collected from 91% (376) of the graduate and professional students. 16% (60) of these students were minority students.



In the fall semester 2012, 16% of UI graduate & professional students from the U.S. who reported their ethnicity were minorities.

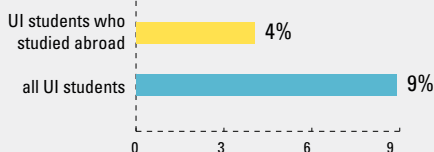
**Percentage of UI graduate & professional students that are minority students**



4% (37) of the undergraduates who studied abroad were international students studying in a country other than their home country.

In the fall semester 2012, 9% of UI undergraduates were international students

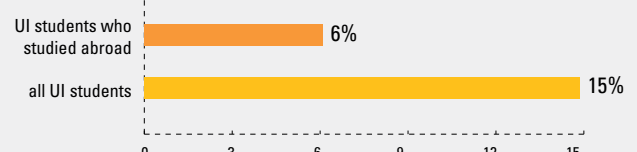
**Percentage of UI undergraduate students that are international students**



6% (25) of the graduate and professional students who studied abroad were international students studying in a country other than their home country.

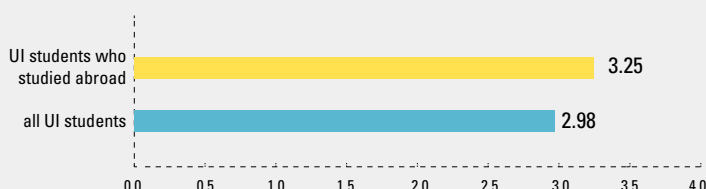
In the fall semester 2012, 15% of UI graduate and professional students were international students.

**Percentage of UI grad & professional students that are international students**



**GPA**


**Average cumulative GPA of UI undergraduates**



The average cumulative GPA of UI undergraduates who studied abroad was 3.25. The average cumulative GPA of all UI students was 2.98 for fall 2012.

**UI UNDERGRADUATES WHO STUDIED ABROAD**  
 71% had an average of 3.00 or higher  
 44% had an average of 3.33 or higher

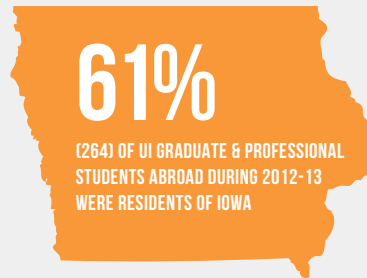
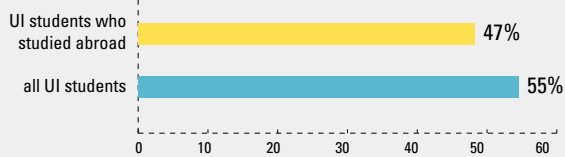
RESIDENT AND NON-RESIDENT PARTICIPATION



53% (492) WERE NON-RESIDENTS

*In the fall 2012 semester, 55% of all UI undergraduates were residents of Iowa.*

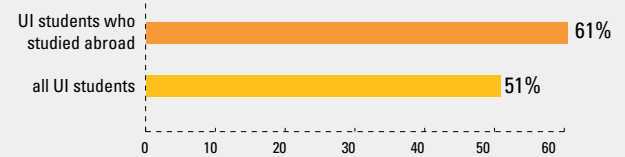
Percentage of UI undergraduate students that are residents of Iowa



39% (168) WERE NON-RESIDENTS

*In the fall 2012 semester, 51% of all UI graduate & professional students were residents of Iowa.*

Percentage of UI grad & professional students that are residents of Iowa



THE 688 RESIDENT STUDENTS REPRESENTED 74 OF IOWA'S 99 COUNTIES. DURING THE LAST 5 YEARS, AT LEAST ONE STUDENT FROM EACH OF 98 COUNTIES HAS STUDIED ABROAD. See chart below.

RESIDENT STUDENTS BY COUNTY

IOWA COUNTY DISTRIBUTION

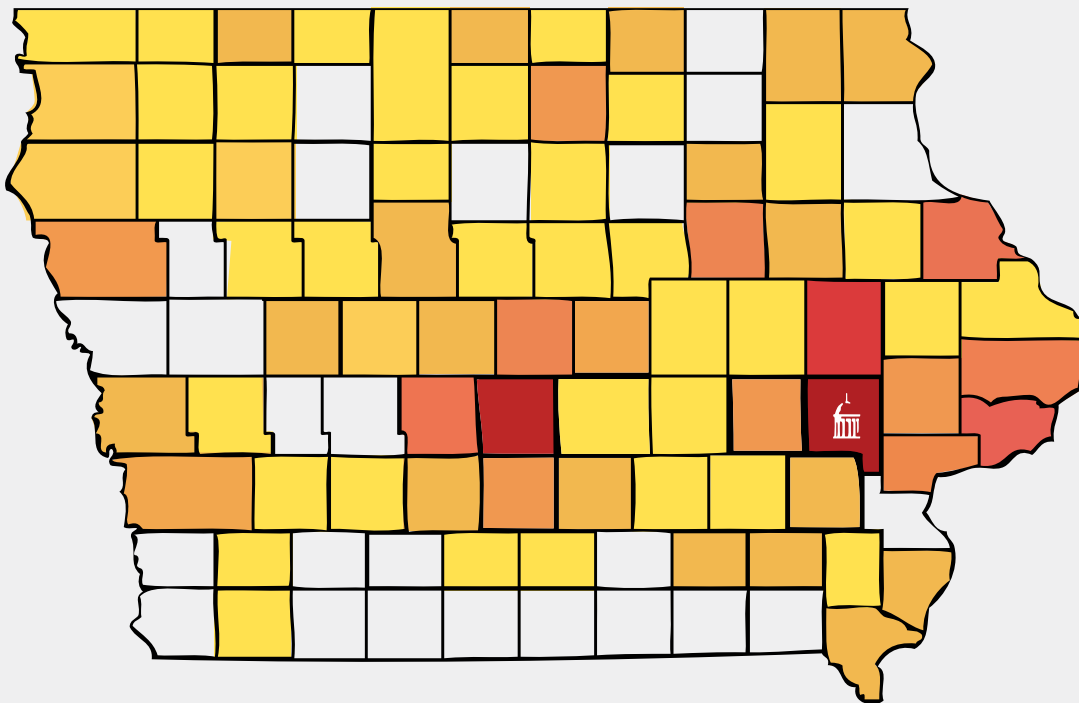
COUNTY	RESIDENTS	COUNTY	RESIDENTS	COUNTY	RESIDENTS	COUNTY	RESIDENTS
Adair	1	Cedar	6	Dubuque	31	Humboldt	1
Adams	0	Cerro Gordo	9	Emmet	1	Ida	0
Allamakee	3	Cherokee	1	Fayette	2	Iowa	12
Appanoose	0	Chickasaw	0	Floyd	2	Jackson	1
Audubon	0	Clarke	2	Franklin	1	Jasper	1
Benton	2	Clay	1	Fremont	0	Jefferson	4
Black Hawk	22	Clayton	0	Greene	3	Johnson	136
Boone	4	Clinton	14	Grundy	1	Jones	1
Bremer	4	Crawford	0	Guthrie	0	Keokuk	1
Buchanan	5	Dallas	21	Hamilton	2	Kossuth	1
Buena Vista	4	Davis	0	Hancock	1	Lee	4
Butler	0	Decatur	0	Hardin	2	Linn	87
Calhoun	1	Delaware	1	Harrison	3	Louisa	0
Carroll	4	Des Moines	7	Henry	1	Lucas	1
Cass	2	Dickinson	8	Howard	0	Lyon	3

## RESIDENT STUDENTS BY COUNTY (CONT'D)

### IOWA COUNTY DISTRIBUTION

COUNTY	RESIDENTS	COUNTY	RESIDENTS	COUNTY	RESIDENTS	COUNTY	RESIDENTS
Madison	4	O'Brien	1	Sac	1	Warren	6
Mahaska	2	Osceola	2	Scott	33	Washington	4
Marion	3	Page	1	Shelby	2	Wayne	0
Marshall	6	Palo Alto	0	Sioux	3	Webster	6
Mills	0	Plymouth	2	Story	25	Winnebago	3
Mitchell	3	Pocahontas	0	Tama	2	Winnesheik	3
Monona	0	Polk	107	Taylor	0	Woodbury	13
Monroe	0	Pottawattamie	8	Union	0	Worth	1
Montgomery	2	Poweshiek	2	Van Buren	0	Wright	0
Muscatine	14	Ringgold	0	Wapello	4	<b>TOTAL</b>	<b>688</b>

### Iowa Resident Student Distribution by County



**STUDY ABROAD PROGRAM PARTICIPATION**
**STUDENT PROGRAM PARTICIPATION BY SESSION**

IOWA-SPONSORED STUDY ABROAD PROGRAMS						
CRSE	PROGRAM	COUNTRY	FALL 2012	WINTER 12-13	SPRING 2013	SUMMER 2013
165:105	International Student Exchange Program	multiple	5	0	5	0
165:197	India Winterim	India	0	138	0	0
165:201	CIEE Alcalá de Henares Program	Spain	0	0	0	4
165:208	CIEE Alicante Programs	Spain	1	0	2	0
165:215	CIEE Barcelona Programs	Spain	0	0	6	0
165:231	CIEE Madrid Program	Spain	1	0	3	0
165:240	CIEE Palma de Mallorca Programs	Spain	2	0	3	0
165:270	USAC Studies in Alicante	Spain	2	2	7	6
165:272	USAC Studies in Bilbao	Spain	1	0	0	1
165:274	USAC Studies in Madrid	Spain	4	0	1	3
165:276	USAC Studies in San Sebastian	Spain	0	0	2	4
165:359	CIEE Rennes Program	France	2	0	1	0
165:362	CIEE Beijing Programs	China	1	0	0	1
165:368	CIEE Shanghai Programs	China	0	0	1	0
165:371	ACTR Programs in Russia	Russia	0	0	0	2
165:375	Iowa Regents Semester in Newcastle	Australia	1	0	7	0
165:398	USAC Studies in Turin	Italy	0	0	0	6
165:399	USAC Studies in Viterbo	Italy	1	0	2	4
165:400	USAC Studies in Heredia	Costa Rica	1	0	2	2
165:401	USAC Studies in Puntarenas	Costa Rica	2	2	0	2
165:402	USAC Studies in San Ramon	Costa Rica	2	0	1	2
165:411	CIEE Valparaiso Programs	Chile	0	0	2	0
165:413	CIEE Buenos Aires Programs	Argentina	0	0	1	0
165:423	CIEE Monteverde Programs	Costa Rica	0	0	0	1
165:439	USAC Studies in Florianopolis	Brazil	0	0	3	4
165:441	Study Abroad in Montpellier	France	1	0	2	2
165:805	Iowa Regents Semester in Swansea	UK	0	0	7	0
165:806	Iowa Regents Semester in Edinburgh	UK	1	0	5	0
165:814	Iowa in Tianjin	China	0	0	0	6
165:829	London Performance Study	UK	0	0	0	10
165:831	Elementary Student Teaching Abroad	multiple	5	0	2	0
165:832	Secondary Student Teaching	multiple	3	0	5	0
165:833	Freiburg University Program	Germany	5	0	5	0
165:838	Irish Writing Program	Ireland	0	0	0	11
165:839	ISEP Direct	multiple	4	0	3	2



# STUDENT PROGRAM PARTICIPATION BY SESSION

IOWA-SPONSORED STUDY ABROAD PROGRAMS						
CRSE	PROGRAM	COUNTRY	FALL 2012	WINTER 12-13	SPRING 2013	SUMMER 2013
165:851	USAC Studies in Chile	Chile	1	0	4	4
165:854	International Business in London	UK	0	62	0	0
165:855	Business Internships	multiple	0	0	0	24
165:856	Iowa Hispanic Institute	Spain	0	0	0	37
165:866	Iowa Regents Semester in Cork	Ireland	2	0	4	0
165:868	CIEE Dominican Republic Programs	Dominican Republic	1	0	0	0
165:868	CIEE Lima Program	Peru	2	0	0	0
165:869	USAC Studies in France	France	1	0	5	6
165:873	USAC Direct	multiple	0	0	1	0
165:880	Iowa Regents Service Learning in Peru	Peru	0	0	0	5
165:883	Russian Language & Culture	Russia	0	0	0	3
165:885	USAC Czech Republic	Czech Republic	0	0	3	3
165:893	CIMBA Italy	Italy	14	0	36	31
165:894	Carnival Brazil	Brazil	0	20	0	0
165:895	Arabic Language and Culture	Morocco	0	0	0	6
165:897	Global Health India	India	0	0	0	4
165:898	Pharmacy Rotations	multiple	3	0	6	10
165:905	John Cabot University Program	Italy	1	0	18	18
165:906	SACI Program	Italy	2	0	1	1
165:914	UG Overseas Writing Program	Cuba	0	11	0	0
165:916	Child Life Experiential Learning	South Africa	0	0	0	15
165:919	USAC Studies in Havana	Cuba	0	0	0	1
165:921	Archaeology in Israel	Israel	0	0	0	12
165:925	Iowa International Summer Institute	multiple	0	0	0	26
165:251-258	CIEE Seville Programs	Spain	4	0	10	4
	Reciprocal Exchanges	multiple	10	0	16	7
	MBA-PM Programs	multiple	0	47	50	12
	Iowa-China Project	China	0	0	0	9
	International Perspectives: Xicotepec	Mexico	0	48	0	0
	CLAS Prgm Abrd	multiple	0	0	0	2
	Dental Programs Abroad	multiple	3	0	2	0
	other Education programs	multiple	0	0	0	2
	Virtual International Project Team	France	0	0	0	8
	MPH Practica	multiple	0	1	1	2
	Law Programs Abroad	multiple	0	0	10	31
	Law Exchanges	multiple	3	0	0	0
	MHIRT Summer Internship Program	multiple	0	0	0	12
	Medical Student Rotations	multiple	14	5	31	20
<b>Subtotal</b>			<b>106</b>	<b>336</b>	<b>276</b>	<b>388</b>

## STUDENT PROGRAM PARTICIPATION BY SESSION

NON-UI PROGRAMS						
CRSE	PROGRAM	COUNTRY	FALL 2012	WINTER 12-13	SPRING 2013	SUMMER 2013
	Study on non-UI program	multiple	45	4	81	66
	Independent Enrollment in Foreign University	multiple	1	0	1	0
	Independent research	multiple	2	1	8	38
	Independent Volunteer/Internship	multiple	4	1	2	17
	Camp Adventure	multiple	3	0	4	11
Subtotal			55	6	96	132

TOTAL					
PROGRAM	FALL 2012	WINTER 12-13	SPRING 2013	SUMMER 2013	TOTAL
Iowa-sponsored study abroad programs	106	336	276	388	1,106
Non-UI programs	55	6	96	132	289
Grand Total	161	342	372	520	1,395*

*\*The total number of participants is greater than 1,348 due to students participating in multiple programs.*

*With a few exceptions, UI students can study abroad on any program which yields credit from an accredited U.S. or foreign university. When the UI does not have an established relationship with a program or foreign university, these are referred to as non-UI programs.*

*In addition, 421 students from other colleges and universities participated in study abroad programs administered by the University of Iowa. 92% of those, 389, participated in the CIMBA consortial programs administered by the Tippie College of Management. Those 421 students are not included in this report.*