

you are welcome here



University of Iowa International Students

Fall 2018 Enrollment Statistics

International Student and Scholar Services

Personal Characteristics

Gender
 Female: 43.4%
 Male: 56.6%
 Other: <.1%

Average Age
 Undergraduate: 21
 Graduate & Professional: 30

Immigration Status

F-1 Student: 87.2%
 J-1 Student: 5.9%
 Other: 6.9%

Most Common Majors

<u>Undergraduate</u>	<u>Graduate/Professional</u>
Business/Pre-Business	Computer Science
Computer Science	Chemistry
Economics	Music
Finance	Business (MBA)
Psychology	Psych & Quantitative Foundations

International Student Population 3665

Enrolled students 3163
Undergraduate students..... 1875
Degree-seeking undergrads..... (1737)
Non-degree undergrads..... (31)
Iowa Intensive English Program (107)
Graduate & Professional students 1288
Degree-seeking grads..... (972)
Non-degree grads..... (40)
Medical residents/fellows, post-docs (276)
Students in post-graduation training.....502

New International Students 504

Undergraduate Students220
First Year Undergrads 186
Transfer Undergrads.....34
Graduate & Professional Students191
Non-Degree93

Who is an international student?

The term “international student” encompasses anyone enrolled at the UI who is neither a U.S. citizen nor a permanent resident. In addition to those individuals who entered the U.S. on student visas, this population includes students in dependent, working, and other non-educational immigration statuses who enroll in classes. The national census of international students also enumerates those who have completed their educational programs and are in a period of approved post-graduation training. Unless otherwise noted, this description is the one used throughout this report.

Enrollment, Pre-Arrival, and Orientation

History of International Student Enrollments

The first international student to receive a University of Iowa degree was John H. Rapier of Kingston, Jamaica, who was awarded the Doctor of Medicine in 1864. Dr. Rapier took classes at Iowa State University at Keokuk but received his degree from the State University of Iowa. Thirty-four international students received UI degrees prior to 1900.

Other historical points of interest:

- International student enrollment in 1950 was 179 students
- The 500 student threshold was crossed in 1976. The UI international population reached 1,000 students in 1980; 2,000 students in 2001; 3,000 in 2011; and passed 4,000 in 2013.
- Numbers include those on student visas engaged in post-graduation practical training

International Student Enrollment 1950-Present

1950	179	1960	187	1970	334	1980	1,234	1990	1,925	2000	1,792	2010	2,982
1951	159	1961	245	1971	397	1981	1,253	1991	2,051	2001	2,027	2011	3,463
1952	165	1962	279	1972	408	1982	1,376	1992	1,949	2002	2,142	2012	3,876
1953	170	1963	261	1973	438	1983	1,513	1993	1,875	2003	2,307	2013	4,049
1954	145	1964	282	1974	432	1984	1,522	1994	1,739	2004	2,373	2014	4,360
1955	151	1965	285	1975	487	1985	1,623	1995	1,673	2005	2,285	2015	4,540
1956	160	1966	293	1976	528	1986	1,826	1996	1,669	2006	2,189	2016	4,300
1957	157	1967	273	1977	706	1987	1,888	1997	1,612	2007	2,153	2017	4,011
1958	175	1968	280	1978	779	1988	1,937	1998	1,602	2008	2,379	2018	3,665
1959	187	1969	311	1979	997	1989	1,888	1999	1,697	2009	2,589		



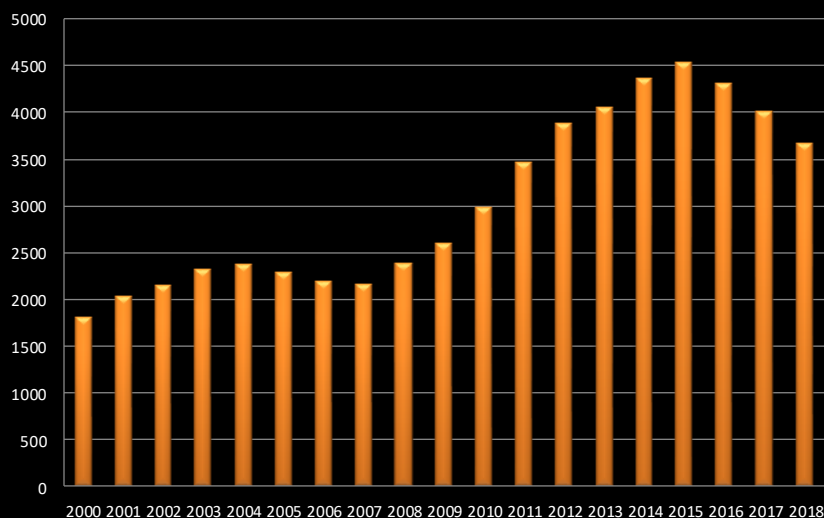
Teams of greeters welcomed new international undergrads who arrived during the busiest three days before August 2018 orientation.

Pre-Arrival Services for New Students

In 2017, ISSS began to shift away from doing in-person pre-arrival sessions abroad, which were limited to China, and instead began offering a series of webinars covering a variety of topics essential for incoming students. The webinars include more topics and details than we were able to cover in person, are held at times friendly to various time zones around the world, and are also recorded and transcribed for easy access regardless of where a student is coming from.

Check out the current offerings on our [pre-arrival webinar website!](#)

International Student Population Trends At University of Iowa Since 2000



Why the decrease in international students at the UI?

The question may be better framed as “why a decrease in international student enrollment in the U.S.?” The trend is by no means unique to the University of Iowa. While the IIE Open Doors report always reflects the previous year, a recent May 2018 article in Forbes.com found a 4% drop overall of international students coming to the

U.S. from 2016 to 2017. IIE did conduct a [separate survey](#) of select institutions in fall 2017, which showed a similar decrease in the number of new international students reported by their members. There was also significant variation among those reporting: 45% reported declines in new enrollments, 31% reported increases in new enrollments, and 24% reported no change from 2016.

The numbers of new international students for the University of Iowa, however, have leveled off after a decline in fall 2016 and 2017.

Reasons for choosing not to come to the U.S. communicated to ISSS include political climate and views of immigration, large programs supported by Brazil and Saudi Arabia being cut back or closed, concerns over violence targeting international individuals, changes in the economic stability in some countries, and difficulties obtaining visas. At the same time, other countries have increased their efforts to attract international students.

The focus for the University of Iowa is quality, not quantity. Smaller numbers will permit us to provide different services and support that are more challenging with larger groups. One example is we are exploring bringing back small group sessions and student leaders during our orientation sessions next year.



New international graduate and professional students are able to make friends during orientation sessions such as the campus tour, while some incoming undergrad students get to know each other via social media before arriving on campus.



International Students by Country or Territory of Nationality

East & Southeast Asia

2,593 students; 70.8% of international students



Burma	4
China	2096
Hong Kong	24
Indonesia	18
Japan	26
Macau	2
Malaysia	57
Mongolia	2
Philippines	2
Singapore	6
South Korea	265
Taiwan	42
Thailand	22
Vietnam	27

Central & South Asia

474 students; 12.9% of international students



Bangladesh	33
India	358
Kazakhstan	3
Nepal	21
Pakistan	26
Sri Lanka	31
Turkmenistan	1
Uzbekistan	1

North America

38 students; 1.0% of international students



Canada	38
--------	----

Oceania

13 students; 0.4% of international students



Australia	5
New Zealand	8

Europe & Russia

173 students; 4.7% of international students



Albania	1
Austria	2
Belarus	3
Belgium	2
Bulgaria	1
Cyprus	1
Czech Republic	1
Denmark	2
Estonia	1
Finland	1
France	6
Georgia	2
Germany	8
Greece	3
Hungary	3
Iceland	5
Ireland	2
Italy	8
Lithuania	1
Moldova	1
Montenegro	1
Netherlands	11
Norway	3
Poland	6
Portugal	1
Romania	3
Russia	8
Serbia	2
Slovakia	2
Slovenia	2
Spain	18
Sweden	1
Turkey	25
Ukraine	4
United Kingdom	32

Middle East & North Africa

184 students; 5.0% of international students



Algeria	3
Egypt	17
Iran	63
Iraq	11
Israel	5
Jordan	20
Kuwait	4
Lebanon	4
Libya	3
Morocco	1
Oman	3
Saudi Arabia	40
Sudan	1

Syria	5
Tunisia	2
United Arab Emirates	2

Latin America & the Caribbean

125 students; 3.4% of international students



Argentina	8
Bahamas	3
Belize	2
Bolivia	3
Brazil	37
Chile	7
Colombia	15
Costa Rica	1
Cuba	1
Dominican Republic	1
Ecuador	3
Honduras	1
Jamaica	3
Mexico	18
Nicaragua	1
Peru	6
Saint Kitts And Nevis	1
Saint Lucia	1
Saint Vincent And The Grenadines	1
Trinidad And Tobago	1
Venezuela	11

Sub-Saharan Africa

65 students; 1.8% of international students



Angola	1
Botswana	2
Cameroon	1
Chad	1
Congo	1
Congo, Democratic Republic Of The	4
Cote D Ivoire	1
Ethiopia	3
Ghana	4
Kenya	5
Mauritius	1
Nigeria	25
Republic Of South Sudan	1
Rwanda	1
South Africa	2
Tanzania	3
Uganda	2
Zimbabwe	7

115 countries represented.

These numbers include enrolled post-docs, medical residents/fellows, and students in post-graduation training.

Student Advising



An important function of International Student and Scholar Services is providing one-on-one assistance for the many specialized needs of international students. International student and scholar advisors, trained in student immigration regulations and intercultural communication skills, address needs which range from questions about federal regulations to cultural adjustment and homesickness. The growth in international students and the change from a largely graduate to a majority undergraduate (thus younger) student population have resulted in both more advising visits and a change in primary focus of advising sessions.

Each year, ISSS advisors hold on average 9,000 individual walk-in advising sessions. In addition to a large number of email and phone advising sessions, the office must review and process over 6,000 electronic forms including requests for special employment authorization, the ability to enroll below full-time, immigration document extension, and travel requests.

ISSS staff are also very involved in presenting, training, and leadership on regional and national levels through organizations such as NAFSA: Association of International Educators.



Primary Source of Educational Funding for UI International Students

	<u>Undergraduate Students</u>	<u>Graduate Students</u>
Personal & Family Funds	97%	31%
Home Government	2%	4%
University of Iowa	1%	65%

This chart includes only those students attending the university in an educational (F-1 or J-1) immigration status.

The Myths of International Student Funding

There is a common, yet mistaken, belief that most international students who come to the United States are supported by their home governments, the U.S. government, or their host universities. In fact, the vast majority of students studying at the undergraduate level in the U.S. are paying their own way, and provide a significant economic benefit to this country. Students in graduate programs do often receive graduate assistantships from U.S. universities, but this is in return for services in teaching, research, or administrative support. Relatively few graduate students receive aid that is not, in effect, employment related.

The Economic Impact of International Students 2016-2017

NAFSA: The Association of International Educators compiles [annual statistics](#) on the economic impact of international students, taking into account typical levels of U.S. support, dependents present in the U.S., and other factors that influence spending of international students. According to this estimate, international students at the University of Iowa and other schools in Iowa's 2nd congressional district contributed approximately \$163 million to the local economy during the 2016-17 school year.

The same report estimates the economic impact of international students and their families for the entire state of Iowa in excess of \$378.5 million and nationwide to be approximately \$36.9 billion, with approximately 3,600 net jobs created or supported by international students in Iowa. These are all increases compared to last year's data.



Programs to Foster Intercultural Friendships

International Student and Scholar Services continues to work on creating opportunities for international and domestic students to meet and interact, have fun together, and build their intercultural communication skills and awareness at the same time.

Our **Global Buddies** program has existed for many years, connecting exchange students here for only one or two semesters with domestic students, often returning study abroad students, for more accelerated and structured activities due to the shorter amount of time they are here in the U.S.

Meanwhile, our **Friends Without Borders** program has been growing at a fast pace since it began in 2014. The program matches new international undergrads with domestic students for longer term friendship activities, leaving more opportunities to plan their own activities rather than attend structured events. Student pairs submit photos and descriptions of things they have done together, and often win prizes such as tickets to football games and Hancher events. In 2018 the program has the highest number of students enrolled with over 40 pairs!

The Tippie College of Business offers a similar program specifically for their students, **Tippie Buddies**, and often collaborates with ISSS programs for group activities.

The **Friends of International Students** organization is a community group that has existed for nearly five decades, matching international students with local community members and families. It is often the only opportunity many international students have to interact with U.S. families or be invited into U.S. homes.



International Students by Degree Level Undergraduate


Undergraduate International Students1875

Degree seeking	1737
Non-degree (includes exchange students).....	31
Iowa Intensive English Program	107

International Students as Percentage of College Undergraduate Enrollment

Tippie College of Business	12.1%
College of Engineering	7.2%
College of Liberal Arts & Sciences	7.9%
College of Nursing	1.0%
All Undergraduate Students.....	7.8%

Undergraduate International Students by World Region



Primary Majors of International Students

Accounting.....	44	History.....	6
Actuarial Science	40	Human Physiology.....	7
Anthropology.....	2	Industrial Engineering	2
Applied Physics.....	1	Informatics.....	13
Art	53	Interdepartmental Studies	15
Art History	2	International Relations.....	10
Asian Languages and Literature.....	6	International Studies.....	4
Astronomy.....	2	Journalism & Mass Communication.....	24
Bachelor of Applied Studies.....	1	Linguistics.....	3
Biochemistry.....	27	Management.....	10
Biology.....	56	Marketing.....	24
Biomedical Engineering	27	Mathematics	78
Biomedical Sciences.....	1	Mechanical Engineering	41
Business Analytics & Info Systems	85	Medical Laboratory Science	1
Business, Undecided.....	227	Microbiology	1
Chemical Engineering	21	Music.....	2
Chemistry	19	Neuroscience	8
Cinema.....	21	Nursing.....	16
Civil Engineering	18	Open Major	52
Communication Studies.....	30	Pharmacy Interest.....	6
Comparative Literature.....	1	Philosophy.....	5
Computer Science.....	124	Physics.....	17
Computer Science & Engineering	22	Political Science.....	4
Criminology, Law and Justice.....	4	Pre-Dentistry	1
Dance.....	2	Pre-Medicine	4
Economics.....	118	Pre-Physician Assistant Program.....	1
Electrical Engineering	20	Psychology	89
Elementary Education.....	5	Public Health	3
English	4	Radiation Sciences Interest	1
English and Creative Writing.....	13	Science Education	1
Enterprise Leadership.....	32	Sociology	10
Environmental Engineering	5	Speech and Hearing Science	7
Environmental Policy and Planning	4	Sport and Recreation Management.....	15
Environmental Sciences.....	13	Statistics.....	47
Ethics and Public Policy.....	2	Theatre Arts	3
Finance	108	Therapeutic Recreation Interest	1
French.....	1	Undeclared Engineering	4
Geography	5	Writing	2
Geoscience	2	Exchange.....	21
Global Health Studies	3	Other Non-degree.....	116
Health and Human Physiology.....	29		

Countries and Territories Represented

Algeria	1	Malaysia.....	42
Argentina.....	1	Mexico	3
Australia	2	Mongolia.....	1
Austria	2	Netherlands	4
Bahamas, The.....	1	New Zealand	4
Bangladesh	1	Nigeria.....	1
Belgium.....	2	Norway	1
Belize	1	Oman	1
Bolivia.....	1	Pakistan	1
Brazil.....	7	Peru	1
Burma.....	2	Poland.....	4
Cameroon.....	1	Portugal	1
Canada.....	16	Republic Of South Sudan	1
Chad	1	Saudi Arabia	23
China	1474	Serbia.....	1
Colombia	1	Singapore	3
Congo, Democratic Republic Of	4	Slovenia.....	2
Denmark.....	1	South Africa	2
Ecuador	2	South Korea	103
Egypt.....	3	Spain	3
Germany.....	1	Sri Lanka.....	4
Ghana	1	Taiwan	20
Hong Kong	12	Thailand	2
India.....	38	Turkey	3
Indonesia.....	9	Uganda.....	1
Iran	4	United Arab Emirates.....	1
Ireland	1	United Kingdom.....	23
Italy.....	3	Vietnam	10
Jamaica.....	2		
Japan	8		
Jordan.....	2		
Kuwait	3		
Macau.....	1		

61 countries and territories


International Students by Degree Level

Graduate and Professional

Graduate and Professional International Students 1288

Degree seeking.....	972
Non-degree (includes exchange students)	40
Medical Residents/Fellows, Post-Doctoral	276

Graduate and Professional International Students by World Region



Primary Major Programs of Study

Accounting.....	3	Dentistry.....	4	Integrated Biology.....	8	Pharmacy.....	12
Actuarial Science.....	6	Dentistry Non-degree Student ..	1	Interdisciplinary Studies.....	2	Philosophy	4
Anatomy and Cell Biology.....	1	Economics	13	Journalism	1	Physical Rehabilitation Science..	2
Anthropology.....	1	Educational Policy and Leadership		Juridical Science	7	Physics	17
Applied Mathematical and		Studies	12	Law.....	14	Political Science	17
Computational Sciences.....	13	Electrical and Computer		Law Non-degree Student	4	Post Doctoral	173
Art 6		Engineering.....	23	Leadership.....	2	Pre MBA Professional MBA	
Art History	2	English	13	Linguistics.....	1	Program	9
Asian Civilizations	4	Epidemiology.....	5	Literary Translation	1	Professional MBA Program	38
Biochemistry	4	Fellow Physician	50	MBA Executive Program.....	4	Psychological and Quantitative	
Biomedical Engineering	8	Film Studies	4	MBA Full-time Program.....	8	Foundations	40
Biomedical Science	17	Finance	12	MPH Program.....	5	Psychology	9
Biostatistics.....	6	Free Radical and Radiation Biology		Mass Communications.....	7	Rehabilitation and Counselor	
Book Arts	4	1		Master of Laws.....	8	Education	8
Business Administration	42	French and Francophone World		Mathematics	17	Religious Studies	2
Business Analytics.....	19	Studies	3	Mechanical Engineering.....	31	Resident Physician	53
Chemical and Biochemical		Genetics.....	1	Medical Education.....	1	Second Language Acquisition ..	11
Engineering	11	Geography.....	7	Medicine	1	Sociology.....	7
Chemistry.....	53	Geoscience	2	Molecular and Cellular Biology ..	3	Spanish.....	3
Civil and Environmental		Geriatric and Special Needs		Music.....	50	Spanish Creative Writing.....	11
Engineering	24	Dentistry	1	Neuroscience	2	Speech Pathology and Audiology1	
Clinical Investigation	5	Graduate Nondepartmental	13	Nursing.....	7	Speech and Hearing Science	2
Communication Studies.....	2	Health Management and Policy 1		Occupational and Environmental		Statistics.....	32
Community and Behavioral Health		Health Services and Policy.....	10	Health	4	Teaching and Learning	23
3		Health and Human Physiology ..	5	Operative Dentistry.....	1	Theatre Arts.....	4
Comparative Literature -		History	11	Oral Science	25	Translational and Clinical	
Translation	5	Human Toxicology.....	15	Pathology	2	Investigation	1
Computer Science.....	61	Industrial Engineering	14	Pharmacology	6	Urban and Regional Planning.....	7
Dental Public Health	5	Informatics	19	Pharmacy	35		

Countries and Territories Represented in the Graduate and Professional International Student Population

Albania	1	Mexico	12
Algeria	1	Moldova.....	1
Angola	1	Mongolia.....	1
Argentina.....	6	Montenegro.....	1
Australia	3	Morocco	1
Bahamas, The.....	2	Nepal	17
Bangladesh.....	29	Netherlands	7
Belarus.....	3	New Zealand.....	3
Botswana	1	Nicaragua.....	1
Brazil	29	Nigeria	20
Bulgaria	1	Norway	1
Burma.....	2	Oman	2
Canada	20	Pakistan	20
Chile	7	Peru	4
China	365	Philippines	2
Colombia	14	Poland.....	2
Costa Rica.....	1	Romania.....	2
Cuba	1	Russia.....	5
Czech Republic	1	Rwanda.....	1
Denmark.....	1	Saint Lucia.....	1
Dominican Republic	1	St Vincent & The Grenadines	1
Egypt	12	Saudi Arabia.....	17
Estonia.....	1	Serbia.....	1
Ethiopia	2	Singapore.....	1
Finland.....	1	Slovakia.....	2
France	4	South Korea	115
Georgia.....	2	Spain	15
Germany.....	7	Sri Lanka	20
Ghana	2	Sudan.....	1
Greece.....	2	Sweden	1
Hong Kong.....	8	Syria	5
Hungary.....	3	Taiwan	16
Iceland.....	5	Tanzania.....	2
India	237	Thailand	20
Indonesia.....	4	Trinidad And Tobago	1
Iran	46	Tunisia	2
Iraq	10	Turkey.....	18
Ireland	1	Turkmenistan.....	1
Israel.....	5	Uganda	1
Italy	4	Ukraine	4
Jamaica.....	1	United Arab Emirates	1
Japan	16	United Kingdom.....	9
Jordan.....	16	Uzbekistan	1
Kazakhstan	3	Venezuela	11
Kenya	3	Vietnam	13
Kuwait	1	Zimbabwe	6
Lebanon	4		
Libya	2		
Lithuania	1		
Malaysia	6		

96 countries and territories

International Students as Percentage of College Graduate and Professional Enrollment

Tippie College of Business.....	21.8%
College of Dentistry	9.1%
College of Education	14.8%
College of Engineering	41.3%
College of Law.....	7.4%
College of Liberal Arts & Sciences.....	20.4%
Carver College of Medicine.....	6.8%
College of Nursing.....	2.9%
College of Pharmacy	9.6%
College of Public Health	11.6%
Graduate Interdisciplinary	33.8%
All Graduate and Professional Students.....	14.4%



Sylvia Dean is an undergraduate student from Iowa City majoring in linguistics/teaching English as a second language with minors in Chinese and international studies. International Programs has been fortunate to have Sylvia working in reception to greet the numerous international visitors to our office each day, some of whom are quite surprised to be greeted in Chinese! "Ever since I was little, I've been able to interact with the international community in Iowa City. Since my mother is an ESL teacher, I got to meet her students from all across the globe - China, Iraq, Mexico, Ethiopia, Sudan, El Salvador, Russia, and more. Each student had a different story to tell, and all were stories so different from my own. As I got older, I wanted to continue making connections with those from around the world and for that reason got involved in the University of Iowa International Programs, where I get to interact with international students every day, and, on occasion, I'm even able to practice my Chinese language skills with visitors!"

International Students by College of Major College of Liberal Arts and Sciences

Total Students
1991

Undergraduate
1351

Graduate & Professional
390

Students in Practical Training
250

College of Liberal Arts and Sciences International Students by World Region

North America: 0.9%
Latin America & the Caribbean: 2.4%
Europe & Russia: 4.3%
Middle East & North Africa: 2.6%
Sub-Saharan Africa: 1.3%
Central & South Asia: 9.1%
East & Southeast Asia: 79.1%
Oceania: 0.3%

Most Common Majors

Undergraduate

Business, Undecided: 227 students
Computer Science: 124 students
Economics: 110 students
Psychology: 89 students
Math: 78 students

Graduate

Computer Science: 61 students
Chemistry: 53 students
Music: 50 students
Statistics: 32 students
Mathematics: 17 students
Physics: 17 students
Political Science: 17 students

Countries Represented in the College of Liberal Arts and Sciences

Algeria	2	Kenya	2
Argentina.....	6	Kuwait.....	3
Australia	2	Libya.....	1
Austria	1	Lithuania	1
Bangladesh	17	Malaysia.....	32
Belarus.....	2	Mauritius	1
Belgium	2	Mexico	8
Botswana.....	1	Mongolia.....	1
Brazil.....	12	Morocco.....	1
Bulgaria	1	Nepal	7
Burma.....	3	Netherlands.....	3
Cameroon.....	1	New Zealand	4
Canada	19	Nicaragua.....	1
Chad	1	Nigeria	5
Chile	2	Norway	1
China	1306	Oman	1
Colombia	7	Pakistan	12
Congo	1	Peru	3
Congo, Democratic Republic Of The	2	Philippines	1
Costa Rica	1	Poland.....	4
Cyprus	1	Romania.....	2
Denmark.....	1	Russia.....	4
Dominican Republic.....	1	Saudi Arabia.....	23
Ecuador	2	Serbia.....	1
Egypt	2	Singapore.....	5
Finland.....	1	Slovenia	2
France.....	3	South Africa	1
Georgia.....	1	South Korea	150
Germany.....	3	Spain	11
Ghana	3	Sri Lanka.....	28
Greece	1	Sudan	1
Hong Kong	15	Syria	1
Hungary	1	Taiwan	24
India	114	Tanzania.....	2
Indonesia.....	9	Thailand	5
Iran	12	Trinidad And Tobago	1
Iraq	1	Turkey.....	7
Ireland	1	Uganda.....	1
Israel.....	2	Ukraine	1
Italy.....	3	United Kingdom	27
Jamaica.....	2	Uzbekistan	1
Japan	7	Venezuela	2
Jordan.....	1	Vietnam	16
Kazakhstan	2	Zimbabwe	5

88 countries or territories

International Students by College of Major Tippie College of Business and Graduate Management Programs

<u>Total Students</u>	<u>Undergraduate</u>	<u>Graduate & Professional</u>	<u>Students in Practical Training</u>
600	353	150	97

Most Common Majors

(undecided and pre-business undergraduate students are not included)

<u>Undergraduate</u>	<u>Graduate</u>	<u>MBA</u>
Finance: 108 students Business Analytics & Information Systems: 85 Accounting: 44	Business Administration: 42 Business Analytics: 19 students Economics: 13 students	MBA for Professionals: 38 MBA Full-Time Program: 8 International Executive MBA: 8

Tippie College of Business International Students by World Region

North America: 0.6%
Latin America & the Caribbean: 1.2%
Europe & Russia: 2.2%
Middle East & North Africa: 2.0%
Sub-Saharan Africa: 1.2%
Central & South Asia: 15.0%
East & Southeast Asia: 77.8%

Countries Represented in the Tippie College of Business

Algeria.....1	Portugal..... 1
Austria1	Republic Of South Sudan..... 1
Bangladesh1	Singapore 1
Brazil1	South Korea 42
Canada4	Spain 3
China392	Sweden 1
Colombia.....3	Taiwan..... 6
Congo, Democratic Republic Of The1	Turkey 2
Cote D Ivoire1	United Arab Emirates..... 1
Germany1	United Kingdom 2
Ghana1	Vietnam..... 2
Hong Kong6	
India83	<i>37 countries and territories</i>
Indonesia5	
Iran.....9	
Japan.....1	
Jordan1	
Macau2	
Malaysia.....9	
Mexico3	
Nepal.....1	
Netherlands1	
Nigeria3	
Norway1	
Pakistan5	
Philippines1	

Visit the
 Global
 Engagement
 at Tippie page
 on [Facebook](#) !

International Students by College of Major College of Engineering

Total Students

340

Undergraduate

158

Graduate & Professional

111

Students in Practical Training

71

College of Engineering International Students by World Region

Latin America & the Caribbean: 4.1%
 Europe & Russia: 2.3%
 Middle East & North Africa: 12.1%
 Central & South Asia: 13.2%
 East & Southeast Asia: 66.5%
 North America: 0.6%
 Oceania: 0.3%
 Sub-Saharan Africa: 0.9%

Most Common Majors

Undergraduate

Mechanical Engineering: 38 students
 Biomedical Engineering: 23 students
 Computer Science and Engineering: 20 students
 Chemical Engineering: 20 Students

Graduate

Mechanical Engineering: 26 students
 Civil & Environmental Engineering: 24 students
 Electrical & Computer Engineering: 21 students

Countries Represented in the College of Engineering

Albania	1	Jordan	2
Australia	1	Kuwait	1
Bangladesh.....	6	Malaysia	13
Bolivia	3	Mexico.....	2
Brazil	6	Nepal	2
Burma	1	Nigeria	1
Canada	2	Pakistan	3
Chile	1	Russia	1
China	190	Saudi Arabia	1
Colombia.....	1	South Africa	1
Congo, Democratic Republic Of The	1	South Korea	15
Egypt	3	Sri Lanka	1
Greece.....	2	Taiwan	2
Honduras	1	Thailand.....	1
Hong Kong.....	1	Turkey.....	2
India	33	United Kingdom.....	1
Indonesia	1		
Iran.....	30		
Iraq.....	4		
Italy	1		
Japan	2		

37 countries and territories

Visit the
 Global
 Engineering
[Facebook](#)
 page!

International Students by College of Major College of Law

Total Students

38

Graduate & Professional

33

Students in Practical Training

5

College of Law International Students by World Region

Central and South Asia: 2.6%
Middle East & North Africa: 5.3%
East & Southeast Asia: 63.2%
Europe & Russia: 21%
Sub-Saharan Africa: 5.3%
Latin America & the Caribbean: 2.6%

Countries Represented in the College of Law

<i>Brazil</i>	1	<i>Saudi Arabia</i>	2
<i>China</i>	13	<i>South Korea</i>	6
<i>France</i>	1	<i>Taiwan</i>	3
<i>Hong Kong</i>	1	<i>Turkey</i>	1
<i>India</i>	1	<i>Uganda</i>	1
<i>Netherlands</i>	5	<i>Vietnam</i>	1
<i>Nigeria</i>	1		
<i>Poland</i>	1		
			14 countries or territories



In October 2018, the Office of the President and the Division of Student Life, assisted by the UI Army ROTC and Veteran Student Association, hosted a display of flags from the home countries of UI international students. A detailed article may be viewed [here](#).

Student Kuann Fawkes encountered the display unexpectedly and had this to say: “As a student from The Bahamas, and the only one on campus, I felt extremely honored and proud to witness the resilience of my flag dancing to the rhythm of the Iowa River wind. I stood today on the bridge in front of my home country’s flag with tears in my eyes.”

The Importance of International Parents




International parents are incredibly important during all aspects of a University of Iowa student's time here. From providing support and encouragement to their students as children and teenagers, helping students decide which schools to apply to and attend, and maintaining contact and morale while their students are hundreds or thousands of miles away, international parents are a crucial component of student success.

International Student and Scholar Services recognizes the invaluable role played by international parents each year through our **International Parent of the Year** award. Students nominate their parents through compelling stories, and this year we had a "tie" for our recipients.

Shafkat Islam (top left), a Ph.D. student in electrical and computer engineering from Bangladesh, nominated his mother, Altafun Nessa Shireen. **Marissa Mueller** (top right) of Canada, an undergraduate honors student majoring in biomedical engineering/pre-medicine and member of the University of Iowa track and field team, also nominated her parents, Krista and Peter Mueller. Biographical sketches of both families will soon be forthcoming.

We also host a special orientation program for parents during our fall and spring orientation sessions. This year's program saw a record number of parents, guardians, and other family accompany their students to begin life at the University of Iowa.

This fall ISSS also launched a [new website](#) specifically for international parents, to be used as a one-stop resource to help find information on pre-arrival planning, orientation, student privacy rules (which can be quite different here in the U.S.), billing, safety, academic support services, and numerous other topics. Information on this year's International Parent of the Year recipients will be featured here as well.



International Students by College of Major **College of Dentistry**

<u>Total Students</u>	<u>Graduate & Professional</u>	<u>Students in Practical Training</u>
39	37	2

Countries Represented in the College of Dentistry

Brazil..... 2	Jordan3
Canada..... 4	Nigeria.....3
Chile..... 1	Saudi Arabia8
China..... 2	Spain1
Colombia 1	Syria1
Denmark..... 1	Thailand6
Egypt..... 2	
India..... 3	
Iran 1	<i>15 countries or territories</i>

College of Dentistry International Students by World Region

North America: 10.3%
Latin America & the Caribbean: 10.3%
Europe & Russia: 5.1%
Central & South Asia: 7.7%
East & Southeast Asia: 20.5%
Middle East & North Africa: 38.4%
Sub-Saharan Africa: 7.7%

International Students by College of Major **College of Education**

<u>Total Students</u>	<u>Undergraduate Students</u>	<u>Graduate & Professional</u>	<u>Students in Practical Training</u>
100	2	83	15

College of Education International Students by World Region

Latin America & the Caribbean: 3.0%
Europe & Russia: 10.0%
Middle East & North Africa: 6.0%
Central & South Asia: 3.0%
East & Southeast Asia: 75.0%
Oceania: 2.0%
Sub-Saharan Africa: 1.0%

Most Common Majors

<u>Graduate</u>
Psychological & Quantitative Foundations of Education: 37 students
Teaching and Learning: 19 students
Educational Policy and Leadership Studies: 10 students
Rehabilitation and Counselor Ed: 6

Countries Represented in the College of Education

Bangladesh..... 1	Serbia 1
Brazil 1	South Korea 28
China 36	Spain..... 1
Colombia 1	Taiwan 6
Ethiopia 1	Thailand..... 1
Hong Kong..... 1	Tunisia 1
India 2	Turkey..... 8
Indonesia 1	Venezuela 1
Iran..... 2	
Japan..... 2	<i>20 countries and territories</i>
New Zealand 2	
Saudi Arabia 3	

International Students by College of Major Carver College of Medicine

Total Students
147

Undergraduate
1

Graduate & Professional
136

Students in Practical Training
10

Most Common Majors

Graduate
Biomedical Science: 14
Pharmacology: 6
Biochemistry: 4

Professional
Medical Residents: 53
Medical Fellows: 50

Carver College of Medicine International Students by World Region

North America: 4.8%
Latin America & the Caribbean: 12.2%
Europe & Russia: 8.8%
Middle East & North Africa: 15.0%
Sub-Saharan Africa: 2.0%
Central & South Asia: 36.1%
East & Southeast Asia: 21.1%

The University of Iowa Office of the Registrar includes medical residents/fellows in the total enrollment count and these numbers are reported here, but are not part of the total UI Open Doors report.



The Chinese Students and Scholars Association (CSSA) is one of the largest cultural student organizations at the University of Iowa. The CSSA is very active and sponsors several events throughout the year, including the very popular Mid-Autumn Festival each fall.



Countries Represented in the Carver College of Medicine

Argentina	1	Mexico	1
Bahamas, The	1	Mongolia	1
Belize	2	Nepal	3
Brazil	3	Nigeria	2
Canada	7	Pakistan	3
China	18	Peru	2
Egypt	3	Romania	1
Ethiopia	1	Russia	2
France	1	Saint Lucia	1
Hungary.....	1	Saudi Arabia.....	1
Iceland.....	5	South Korea	3
India	45	Syria	3
Indonesia.....	1	Thailand.....	3
Iran.....	2	Turkey.....	1
Israel	3	Turkmenistan	1
Italy	1	Ukraine	1
Japan	5	United Arab Emirates	1
Jordan	6	Venezuela	7
Kazakhstan	1		
Lebanon	3		

38 countries or territories

International Students by College of Major College of Nursing

Total Students
18

Undergraduate
6

Graduate & Professional
7

Students in Practical Training
5

College of Nursing International Students by World Region

Middle East & North Africa: 27.8%
East & Southeast Asia: 72.2%

Countries Represented in the College of Nursing

China	11	Jordan	1
Iran	1	Oman	2
Iraq	1	South Korea.....	2

Intercultural Skills and Understanding for Staff and Faculty

A major priority of ISSS is providing intercultural programming and training to students, staff, and faculty. These offerings are given at multiple levels to help develop a community that respects and has the necessary skills to accommodate the diversity international students bring with them. Each year, hundreds of students, scholars, faculty, and staff participate in these programs.

The growing international student population has increased the need for staff throughout the university to be trained in intercultural skills. The Building Our Global Community workshop series is one of many specialized programs created to meet that need. Over 900 UI employees have participated in BGC since its inception in 2004, with over 400 of them earning a Building Our Global Community certificate by attending at least 4 sessions plus an introductory session.

Internationalization efforts extend beyond the campus to Iowa City and the entire state. Community organizations, such as Friends of International Students and the International Women's Club, provide local hospitality. All these activities contribute to the expansion of international awareness and provide support for UI students and scholars.



International Students by College of Major College of Public Health

Total Students

43

Undergraduate

1

Graduate & Professional

34

Students in Practical Training

8

College of Public Health International Students by World Region

Middle East & North Africa: 4.7%
 Sub-Saharan Africa: 20.9%
 Central & South Asia: 16.3%
 East & Southeast Asia: 58.1%

Countries Represented in the College of Public Health

Bangladesh	1	Nigeria	6
China	22	Pakistan	1
Ethiopia	1	South Korea	1
India.....	3	Vietnam	1
Indonesia.....	1	Zimbabwe	2
Iran	2		
Nepal	2		

12 countries or territories



International Students by College of Major College of Pharmacy

Total Students

56

Graduate & Professional

47

Students in Practical Training

9

Countries Represented in the College of Pharmacy

Bangladesh.....	1	Libya	2
Brazil	1	Nigeria.....	2
China	11	Saudi Arabia	2
Egypt.....	2	South Korea.....	4
India	15	Thailand.....	4
Iran.....	1	Tunisia	1
Iraq.....	3	Vietnam.....	2
Jamaica	1		
Jordan	4		

16 countries or territories

College of Pharmacy International Students by World Region

Latin America & the Caribbean: 3.6%
 Middle East & North Africa: 26.8%
 Central & South Asia: 28.5%
 East & Southeast Asia: 37.5%
 Sub-Saharan Africa: 3.6%

International Students by College of Major Interdisciplinary Graduate Programs

Total Students
111

Graduate Students
87

Students in Practical Training
24

Interdisciplinary Graduate Programs International Students by World Region

Latin America & the Caribbean: 10.0%
Europe & Russia: 13.5%
Middle East & North Africa: 5.4%
Sub-Saharan Africa: 7.2%
Central & South Asia: 22.5%
East & Southeast Asia: 40.5%

Most Common Majors

Graduate
Informatics: 19 students
Human Toxicology: 15 students
Applied Mathematics & Computer Science: 13 students

Countries Represented in Interdisciplinary Graduate Programs

Angola.....	1	Malaysia	1
Argentina	1	Mexico	2
Bahamas, The	1	Moldova.....	1
Bangladesh	6	Nepal.....	4
Belarus.....	1	Netherlands	2
Botswana	1	New Zealand	1
Brazil.....	4	Nigeria.....	1
China.....	31	Norway.....	1
Colombia	1	Pakistan.....	1
Egypt.....	2	Russia	1
France	1	Rwanda	1
Georgia	1	St Kitts And Nevis	1
Germany.....	2	St Vincent & The Grenadines ..	1
India.....	13	South Korea	6
Iran	1	Sri Lanka.....	1
Iraq	1	Tanzania.....	1
Italy.....	3	Thailand	2
Japan	2	Ukraine.....	2
Jordan	1	Vietnam.....	3
Kenya.....	3		
Lebanon.....	1		

40 countries or territories

Student Programming



ISSS provides programming and activities for students throughout the year, led by our team of Hongyan Ji and Ben Hoffman Ellis. Hongyan, from Chengdu, China, is a student in the computer science program and serves as the assistant for the Life in Iowa program this year. Ben coordinates the Global Buddies program, which connects international students here for one or two semesters on formal reciprocal exchange programs with domestic students who have previously studied abroad. He is from Iowa and is a senior studying German and international relations, and also serves as president of the German Club. Both programs provide exposure to American cultural traditions such as Halloween pumpkin carving, an American-style prom, trips to interesting Iowa locations such as Effigy Mounds, practical topics like job interviews and resume writing, and social topics such as volunteerism or body image. ISSS has been commended by the U.S. Department of State for our work providing cultural activities for exchange students and scholars, and much of the credit goes to our very talented student programming team.

International Students by College of Major International Visiting Scholars

International Visiting Scholars by World Region

North America: 0.5%
 Latin America & the Caribbean: 9.9%
 Europe & Russia: 16.5%
 Middle East & North Africa: 2.6%
 Sub-Saharan Africa: 0.7%
 Central & South Asia: 11.1%
 East & Southeast Asia: 57.5%
 Oceania: 1.2%



J-1 scholars visit a local farm during fall festival.

International Visiting Scholars: 424

An international visiting scholar is an individual who has come to the U.S. in J-1 (exchange visitor) status for teaching, research, observation, or other educational activity but who is not enrolled as a student, medical resident, or fellow. This statistic reflects scholars at the time of this report.

Countries Represented by International Visiting Scholars

Algeria	1	Indonesia.....	1	Saudi Arabia	2
Argentina	1	Iran.....	1	Singapore	2
Australia.....	3	Ireland.....	1	Slovakia	2
Brazil	24	Italy	10	Slovenia	2
Burma	1	Japan	28	South Korea.....	21
Canada	2	Jordan	1	Spain.....	4
Chile	2	Kenya	1	Sweden.....	1
China	181	Lebanon	2	Taiwan.....	2
Colombia.....	5	Malaysia	1	Thailand.....	5
Czech Republic.....	3	Mexico	6	Turkey	3
Egypt	4	Montenegro	1	Ukraine.....	1
France	12	Nepal.....	1	United Kingdom	10
Germany	12	Netherlands	3	Venezuela.....	2
Guatemala	1	New Zealand	2	Vietnam.....	1
Guyana.....	1	Nigeria.....	2		
Hong Kong.....	1	Pakistan.....	2		
Hungary	2	Poland	2		
India	44	Russia	1		

50 countries and territories

Largest National Representations

China (PRC): 181 scholars
 India: 44 scholars
 Japan: 28 scholars
 Brazil: 24 scholars
 South Korea: 21 scholars

Scholar Length of Stay

1 month or less: 4.0%
 1 to 6 months: 18.2%
 6 months to 1 year: 35.1%
 1-2 years: 15.8%
 2 to 5 years: 26.9%

Certificate Recipients

ISSS wishes to recognize those students, staff, and faculty who participated in one of our several organized programs in the past year and earned a certificate. Please visit our [recognition website](#) for the current list of recipients as well as previous years!

Bridging Domestic and Global Diversity

Bridging Domestic and Global Diversity, started in 2007, is a student leadership training program designed to increase intercultural awareness and skills, while enhancing understanding and connection through diversity. The focus is on increasing self-awareness while building intercultural leadership skills. Participants who participate in the semester-long program receive a certificate of recognition.

Building Our Global Community

The Building Our Global Community series, started in 2004, provides workshops on skills and insights useful to faculty and staff as they seek to educate and serve our international community. Each year several programs on cross-cultural communication and awareness, activities, and country or culture-specific workshops are offered. Participants who attend four workshops plus an introductory session receive a certificate of recognition.

Engaging Across Cultures

The Engaging Across Cultures series, started in 2017, creates an opportunity for UI graduate and professional students to learn more about fostering an intercultural campus while honing skills that will carry into the future workplace. Participants who attend two sessions plus an introductory session receive a certificate of recognition.

International Advocate

The International Advocate certificate was created in spring 2013 to recognize University of Iowa staff, faculty, and students who have made exemplary efforts to assist international students or scholars, or to promote internationalization efforts on campus. Recipients are nominated by International Student and Scholar Services staff.



Explanation of Terms Used in This Profile

International Student: An international student is any individual enrolled in classes at the University of Iowa who has self-identified as having neither U.S. citizenship nor permanent residence. In addition to students who are here in an F-1 or J-1 educational immigration status, students who hold immigration statuses unrelated to study, such as temporary workers, are included. In accordance with national data collection standards, students who have graduated and are in an immigration-approved “practical training” period are also included in the university’s count of international students. International medical residents/fellows and postdoctoral fellows are also included in this report.

International Visiting Scholar: An international scholar is an academic professional who is at the university in a J-1 immigration status. A scholar may be employed by the UI, or may be here in a visiting capacity under the sponsorship of a UI academic department. Individuals in J-1 status who are in a student or medical resident category are excluded from this count.

Immigration Status: While international students and scholars have a variety of non-immigrant statuses, the following are those which are directly related to their presence at the University of Iowa:

- F-1 student: This is the most common status for an individual who is coming to the U.S. for the purpose of study.
- J-1: exchange visitor: Exchange visitors can be students or scholars. Students in this status typically, but not exclusively, are here through a university exchange program or are receiving funding from their home government or the U.S. government. Scholars in this status may be at the university as unpaid scholars (often applicable to those who are on sabbatical at their home institution) or may be UI employees in short-term, temporary positions.

Countries and Territories: This report uses the U.S. State Department listing of independent countries and dependencies. The regional breakdown follows the guidelines of the “Open Doors” report published by the Institute of International Education.

Level of Study:

- Undergraduate students are those enrolled in a program of study leading to no higher than a baccalaureate degree.
- Graduate and professional students are those enrolled in post-baccalaureate study. Masters and doctoral students are included, as well as students working on post-baccalaureate certificates and post-doctoral scholars. Professional students are those in the MBA, DDS, JD, LLM, MD, and PharmD programs as well as medical residents and fellows.

College of Study: In accordance with official reports from the Office of the Registrar, this analysis of international students by college enumerates students in the colleges in which their programs are taught, and not which college administers their major. For example, most graduate programs are administered through the Graduate College, yet these students are counted in the college of their major. A number of highly interdisciplinary programs that cannot be placed in a single college are those included in the category of “graduate college interdisciplinary programs.”

International Student and Scholar Services, part of University of Iowa International Programs, provides leadership in international education and intercultural learning through services to international students and scholars, their dependents, the university, and the surrounding community. We enhance the academic, cultural, and social pursuits of our students and scholars through exceptional immigration and personal advising as well as outstanding cross-cultural programming and training.

1111 University Capitol Centre
The University of Iowa
Iowa City, IA 52242

Phone: 319-335-0335

Email: iss@uiowa.edu

Web: <http://international.uiowa.edu/iss>

Facebook: <https://www.facebook.com/uiowalSSS>