



University of Iowa International Students

Fall 2016 Enrollment Statistics
International Student and Scholar Services

International Student Population4300

Enrolled students	3911
Undergraduate students	2522
Degree-seeking undergrads	(2421)
Non-degree undergrads	(57)
Iowa Intensive English Program	(44)
Graduate & Professional students.....	1389
Degree-seeking grads	(1064)
Non-degree grads	(54)
Medical residents/fellows, post-docs.....	(271)
Students in post-graduation training	389

New International Students.....777

Undergraduate Students	467
First Year Undergrads.....	425
Transfer Undergrads	42
Graduate & Professional Students	225
Non-Degree	85

Who is an international student?

The term "international student" encompasses anyone enrolled at the UI who is neither a U.S. citizen nor a permanent resident. In addition to those individuals who entered the U.S. on student visas, this population includes students in dependent, working, and other non-educational immigration statuses. The national census of international students also enumerates those who have completed their educational programs and are in a period of approved post-graduation training. Unless otherwise noted, this description is the one used throughout this report.

Personal Characteristics

Gender
 Female: 44.1%
 Male: 55.8%
 Other: <.1%

Average Age
 Undergraduate: 20
 Graduate & Professional: 29

Immigration Status

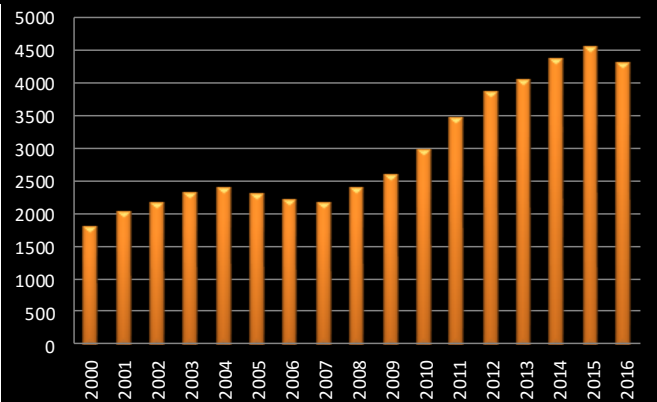
F-1 Student: 90.6%
 J-1 Student: 6.1%
 Other: 3.3%

Most Common Majors

Undergraduate
 Business/Pre-Business
 Economics
 Finance
 Computer Science
 Math

Graduate/Professional
 Business (MBA)
 Computer Science
 Chemistry
 Pharmacy
 Psych. & Quant. Foundations

University of Iowa International Student Population Since 2000



History of International Student Enrollments

The first international student to receive a University of Iowa degree was John H. Rapier of Kingston, Jamaica, who was awarded the Doctor of Medicine in 1864. Dr. Rapier took classes at Iowa State University at Keokuk but received his degree from the State University of Iowa. Thirty-four international students received UI degrees prior to 1900.

Other historical points of interest:

- International student enrollment in 1950 was 179 students
- The 500 student threshold was crossed in 1976. The UI international population reached 1,000 students in 1980; 2,000 students in 2001; 3,000 in 2011; and passed 4,000 in 2013.
- Numbers include those on student visas engaged in post-graduation practical training.

International Student Enrollment 1950-Present

1950	179	1960	187	1970	334	1980	1,234	1990	1,925	2000	1,792	2010	2,982
1951	159	1961	245	1971	397	1981	1,253	1991	2,051	2001	2,027	2011	3,463
1952	165	1962	279	1972	408	1982	1,376	1992	1,949	2002	2,142	2012	3,876
1953	170	1963	261	1973	438	1983	1,513	1993	1,875	2003	2,307	2013	4,049
1954	145	1964	282	1974	432	1984	1,522	1994	1,739	2004	2,373	2014	4,360
1955	151	1965	285	1975	487	1985	1,623	1995	1,673	2005	2,285	2015	4,540
1956	160	1966	293	1976	528	1986	1,826	1996	1,669	2006	2,189	2016	4,300
1957	157	1967	273	1977	706	1987	1,888	1997	1,612	2007	2,153		
1958	175	1968	280	1978	779	1988	1,937	1998	1,602	2008	2,379		
1959	187	1969	311	1979	997	1989	1,888	1999	1,697	2009	2,589		



OASIS: Organization for the Active Support of International Students, offers events and activities to bring international students and domestic students together in social situations.

Their most popular events include the fall Cultural Ball and spring Bridging Fiesta.

This year's president is Calvin Peng-Bulger (front row, far right). Calvin was born in Xingou, China, but grew up in the U.S. He is pursuing majors in entrepreneurial management and marketing as well as the international business certificate. In addition to OASIS, Calvin is involved with ISORA, Student Philanthropy Group, Sigma Nu Tau, and Founders Club.

International Students by Country or Territory of Nationality

East & Southeast Asia

3,259 students; 75.8% of international students



Burma	2
China	2642
Hong Kong.....	37
Indonesia.....	14
Japan	24
Macau	2
Malaysia	78
Mongolia	1
Philippines.....	5
Singapore	5
South Korea	336
Taiwan.....	66
Thailand	25
Vietnam.....	22

Central & South Asia

420 students; 9.8% of international students



Bangladesh.....	22
India	324
Kazakhstan	1
Nepal.....	23
Pakistan.....	23
Sri Lanka.....	25
Tajikistan.....	1
Turkmenistan	1

North America

44 students; 1.0% of international students



Canada	44
--------------	----

Oceania

17 students; 0.4% of international students



Australia	9
Marshall Islands	1
New Zealand	7

Europe & Russia

197 students; 4.6% of international students



Albania	1
Austria.....	4
Belarus	2
Bosnia And Herzegovina	1
Bulgaria	1
Croatia.....	1
Czech Republic	1
Denmark	1
Finland	1
France	14
Georgia	1
Germany	19
Greece.....	5
Hungary.....	3
Iceland	3
Ireland.....	3
Italy	17
Kosovo	1
Lithuania	1
Netherlands	5
Norway.....	4
Poland.....	4
Portugal.....	1
Romania.....	2
Russia	12
Serbia	3
Slovakia	2
Slovenia.....	1
Spain	19
Sweden	6
Switzerland	1
Turkey	25
Ukraine.....	2
United Kingdom	30

Middle East & North Africa

198 students; 4.6% of international students



Algeria	1
Cyprus	1
Egypt	11
Iran.....	51
Iraq.....	18
Israel	2
Jordan	20
Kuwait.....	2
Lebanon	12
Libya.....	4
Morocco.....	3
Qatar	1
Saudi Arabia	56
Sudan	3

Syria	9
Tunisia.....	2
United Arab Emirates.....	1
Yemen	1

Latin America & the Caribbean

107 students; 2.5% of international students



Argentina	4
Bahamas	2
Belize.....	2
Bolivia	5
Brazil	30
Chile	8
Colombia.....	10
Dominican Republic	2
Ecuador.....	4
Honduras	3
Jamaica	4
Mexico	16
Panama	1
Peru.....	5
St Kitts And Nevis	1
St Vincent And The Grenadines	1
Trinidad And Tobago.....	1
Uruguay	1
Venezuela	7

Sub-Saharan Africa

58 students; 1.3% of international students



Benin	1
Botswana	3
Burkina Faso.....	1
Congo	1
Congo, Democratic Republic Of The	1
Ethiopia.....	5
Gabon	1
Gambia.....	1
Ghana.....	5
Kenya	9
Mauritius.....	1
Nigeria.....	17
Rwanda	1
South Africa	1
Tanzania.....	2
Uganda.....	2
Zimbabwe	6

114 foreign countries and territories represented.

These numbers include enrolled post-docs and medical residents/fellows.



International Parents Award

Our third annual competition again saw many strong nominations of parents from a number of different countries. The selected recipients this year are Dr. Khalid Joudi and Dr. Maysoon Yasin, parents of new alumna Dr. Kawther Khalid Ahmed, who just received her doctoral degree in pharmaceuticals. The story of Dr. Ahmed's parents can be found on the [ISSS Parents Blog](#).

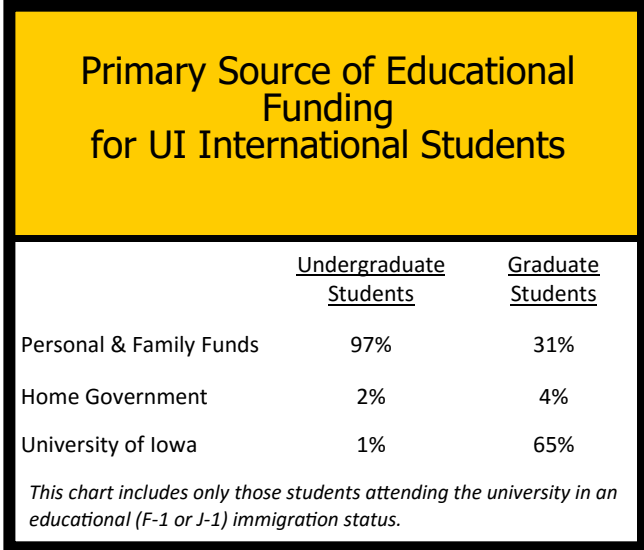


The Myths of International Student Funding

There is a common, yet mistaken, belief that most international students who come to the United States are supported by their home governments, the U.S. government, or their host universities. In fact, the vast majority of students studying at the undergraduate level in the U.S. are paying their own way, and provide a significant economic benefit to this country. Students in graduate programs do often receive graduate assistantships from U.S. universities, but this is in return for significant services in teaching, research, or administrative support. Relatively few graduate students receive aid that is not, in effect, employment related.

Some countries do provide scholarship aid to their citizens for study in the U.S., often as an automatic right of citizenship. These countries are primarily those that do not have sufficiently developed higher education opportunities at home. Scholarships for study in the U.S., or other nations, is both a means of educating for current economic and social needs, and providing for future development of the nation.

And while U.S. exchange programs, such as the Fulbright scholarships, have significant political influence, only about 4,000 students, or 0.6% of the total of international students in the U.S., receive U.S. aid. International students on F-1 and J-1 visas are not eligible for federal financial aid programs and cannot file the FAFSA.



The Economic Impact of International Students 2014-15

As the chart above indicates, nearly all undergraduates, as well as one-third of graduate students, pay for their UI education from their own or family funds. As non-residents, estimated tuition and living costs are over \$40,000 per year, most of which comes, directly or indirectly, into the local community.

NAFSA: The Association of International Educators compiles [annual statistics](#) on the economic impact of international students, taking into account typical levels of U.S. support, dependents present in the U.S., and other factors that influence spending of international students. According to this estimate, international students at the University of Iowa and other schools in Iowa's 2nd congressional district contributed over \$137 million per year to the local economy during the 2014-15 school year.

The same report estimates the economic impact of international students and their families for the entire state of Iowa in excess of \$350 million and nationwide to be approximately \$30.5 billion, with approximately 3,600 net jobs created or supported by international students in Iowa. These are all increases compared to last year's data.

Student Advising



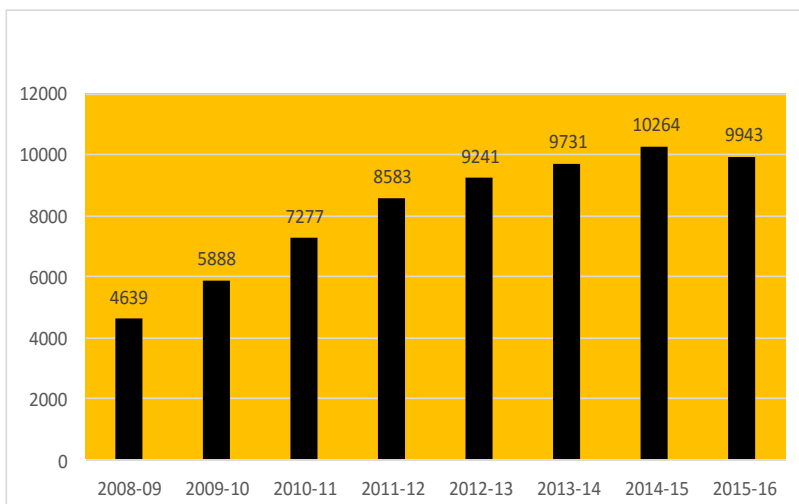
An important function of International Student and Scholar Services is providing one-on-one assistance for the many specialized needs of international students. International Student and Scholar Advisors, trained in student immigration regulations and intercultural communication skills, address needs which range from questions about federal regulations to cultural adjustment and homesickness. The growth in international students and the change from a largely graduate to a majority undergraduate (thus younger) student population have resulted in both more advising visits and a change in primary focus of advising sessions.

In 2012 our office began shifting to a “paperless” system using a special data management program that provides the immigration support and functions required by law, along with portals for students and departments to access the program as well. We are now nearly 100% paper-free in terms of information packets and applications. In the past, students filled out paper applications to do things like extend an I-20 or be authorized to be part-time. Now they can log into our iHawk system from anywhere at any hour and initiate an electronic “e-form” to make their requests. Sometimes the input of the academic advisor is needed, so the e-form is also routed to the advisor for input on information such as expected date of graduation or whether a requested internship relates to the student’s area of study. It has streamlined dozens of processes and also reduced the number of visits a student has to make. In many cases, the only visit a student needs to make to ISSS is to pick up the document we have prepared for them. In other cases, only one trip is required and students receive the document they need during the advising session.

One might expect this to lead to reduced traffic into our office. On the contrary, our student advising contacts continue to increase. This may in part be due to the overall number of international students increasing each year, but also reflects the complex nature of many of the issues international students face. There is no substitute for in-person contact.

Curious about
what exactly ISSS
advisors do?
Visit our [blog!](#)

ISSS Advising Statistics *Academic Year July 1-June 30*



In 2012 we became a “paperless” office, with processes almost entirely online and some no longer requiring an in-person meeting with an advisor. These include Social Security letters, letters of invitation, Curricular Practical Training (CPT) authorization, J-1 scholar applications, and a dozen other things.

The total non-contact e-forms reviewed and processed during 2015-16 passed 7500.



January 2016 saw the opening of the new [Conversation Center](#) on campus. A joint effort on the part of dedicated students and the Department of Rhetoric, the center provides conversational support and practice for students for whom English is not a primary language of proficiency. The program provides opportunities for international and domestic students to interact and work on intercultural skills along with conversational fluency. The first summer pilot saw 30-50 slots filled each week.

Iowa Intensive English Program

The University of Iowa Intensive English Program (IIEP) provides intensive English instruction and a cultural, social, and academic orientation to the United States. Instruction emphasizes spoken and written English crucial to college and university study in the U.S. Grammar, writing, reading, listening comprehension, pronunciation, and conversation skills are taught each day at all levels. Students receive 20 hours of instruction per week in addition to individual work in the language laboratory. The IIEP has 259 students enrolled in fall 2016. Approximately 159 are full-time, of which 114 have been conditionally admitted to degree programs and will complete English studies before moving on to their programs of study, and 45 are direct admits. In addition, ESL Programs serve degree-seeking students taking ESL credit courses to improve language skills, with about 1600 enrollments in multiple ESL courses. Approximately 40 graduate students are preparing to serve as graduate teaching assistants.

International Students by Degree Level

Undergraduate

Undergraduate International Students2522


Degree seeking2421

Non-degree (includes exchange students).....57

International Students as Percentage of College Undergraduate Enrollment

Tippie College of Business	15.0%
College of Engineering	6.3%
College of Liberal Arts & Sciences	11.1%
College of Nursing	1.2%
<i>All Undergraduate Students</i>	<i>10.3%</i>

Undergraduate International Students by World Region



Primary Majors of International Students

Accounting.....	54	Industrial Engineering	6
Actuarial Science	69	Informatics.....	11
Anthropology.....	1	Interdepartmental Studies	19
Applied Physics.....	3	International Relations.....	13
Art	64	International Studies.....	12
Art History	7	Journalism & Mass Comm.....	37
Asian Languages & Literature	4	Linguistics.....	7
Athletic Training Interest	2	Management.....	16
Bachelor of Applied Studies.....	1	Marketing.....	24
Bachelor of Liberal Studies	1	Mathematics	127
Biochemistry.....	28	Mechanical Engineering	35
Biology.....	72	Medical Lab Science Interest.....	3
Biomedical Engineering	31	Microbiology	2
Business Analytics & Information Systems	47	Music.....	6
Business, Undecided.....	503	Nuclear Medicine Technology.....	1
Chemical Engineering	26	Nursing.....	29
Chemistry	27	Open Major	142
Cinema.....	22	Pharmacy Interest.....	12
Civil Engineering	22	Philosophy.....	4
Communication Studies.....	31	Physics.....	29
Comparative Literature.....	1	Political Science.....	6
Computer Science.....	137	Pre-Dentistry	1
Computer Science & Engineering	1	Pre-Law	3
Criminology, Law & Justice	2	Pre-Medicine	4
Dance Interest	1	Pre-Physical Therapy	1
Economics.....	189	Pre-Physician Assistant Program.....	1
Electrical Engineering	42	Pre-Veterinary Medicine	1
Elementary Education Interest	7	Psychology	114
English	6	Radiation Sciences Interest	2
English & Creative Writing	4	Russian	1
Enterprise Leadership	23	Science Education	1
Environmental Policy & Planning.....	2	Social Work Interest.....	1
Environmental Sciences.....	26	Sociology	12
Ethics and Public Policy.....	2	Speech and Hearing Science	3
Finance	138	Sport and Rec Management.....	8
French.....	3	Statistics	54
Geography	3	Theatre Arts	2
Geoscience	3	Undeclared Engineering	12
Health & Human Physiology	29	Exchange.....	31
History	6	Other Non-Degree.....	69
Human Physiology	20		

Countries and Territories Represented

Algeria	1	Kuwait.....	2
Argentina.....	2	Libya.....	2
Australia	6	Macau.....	1
Austria.....	2	Malaysia.....	56
Bangladesh	2	Marshall Islands	1
Belize	1	Mauritius.....	1
Bolivia.....	2	Mexico	2
Brazil.....	9	Netherlands	1
Canada.....	21	New Zealand	2
Chile.....	1	Nigeria	4
China	2012	Norway	3
Congo	1	Pakistan	1
Congo, Democratic Republic of the	1	Panama	1
Cyprus.....	1	Peru	1
Denmark.....	1	Poland.....	1
Ecuador	1	Saudi Arabia	37
Egypt.....	2	Serbia.....	1
France.....	1	Singapore	2
Gabon.....	1	South Korea	194
Georgia	1	Spain	2
Germany.....	8	Sri Lanka.....	2
Honduras	1	Sudan	1
Hong Kong	17	Sweden	4
Hungary	1	Switzerland	1
Iceland.....	2	Syria	1
India.....	27	Taiwan	20
Indonesia.....	7	Uganda.....	1
Iran.....	2	United Arab Emirates.....	1
Italy.....	4	United Kingdom	20
Jamaica.....	1	Vietnam	4
Japan	10		
Jordan.....	2		
Kenya.....	1		


63 countries and territories

International Students by Degree Level Graduate and Professional

Graduate and Professional International Students — 1,389

Degree seeking..... 1,064
Non-degree (includes exchange students) 54
Medical Residents/Fellows, Post-Doctoral 271

Graduate and Professional International Students by World Region



Primary Major Programs of Study

Accounting..... 8	Comparative Literature - Translation..... 3	Interdisciplinary Studies.....1	Philosophy3
Actuarial Science.....22	Computer Science 77	Journalism1	Physical Rehabilitation Science..4
American Studies..... 3	Continuing Education Distance 11	Juridical Science7	Physics21
Anatomy and Cell Biology..... 3	Dance 1	Law15	Political Science16
Anthropology..... 2	Dental Public Health..... 1	Law Non-degree Student3	Post Doctoral165
Applied Mathematical and Computational Sciences..... 17	Economics 19	Library and Information Science 3	Pre MBA Professional MBA Program 8
Art 7	Educational Policy and Leadership Studies 14	Linguistics.....4	Professional MBA Program26
Art History 2	Electrical and Computer Engineering..... 42	Mass Communications8	Psychological and Quantitative Foundations 49
Asian Civilizations 3	English 12	Master of Laws.....6	Psychology5
Biochemistry 7	Epidemiology..... 4	Master of Studies in Law1	Public Health.....2
Biology 3	Fellow Physician 52	Mathematics19	Rehabilitation and Counselor Education 7
Biomedical Engineering 18	Film Studies 3	MBA Executive Program.....5	Religious Studies3
Biomedical Science 1	Free Radical and Radiation Biology 2	MBA Full-time Program.....40	Resident Physician54
Biostatistics..... 8	French and Francophone World Studies 3	MBA International Executive Program.....32	Science Education1
Book Arts 3	Genetics..... 2	MBA Program.....3	Second Language Acquisition ..11
Book Studies/Book Arts and Technologies1	Geography 7	Mechanical Engineering30	Social Work1
Business Administration 34	Geoscience 1	Medical Education.....1	Sociology.....11
Business Analytics..... 3	Graduate Nondepartmental.... 13	Molecular and Cellular Biology ..5	Spanish..... 7
Chemical and Biochemical Engineering 12	Health and Human Physiology .. 1	Molecular Physiology and Biophysics.....2	Spanish Creative Writing.....8
Chemistry..... 55	Health Services and Policy..... 7	MPH Program.....4	Speech and Hearing Science4
CIMBA Program--Graduate.....1	History 7	Music.....46	Speech Pathology and Audiology1
CIMBA Program--MBA 7	Human Toxicology..... 14	Neuroscience3	Statistics.....30
Civil and Environmental Engineering 30	Immunology 1	Nursing.....4	Strategic Communication 1
Classics..... 1	Industrial Engineering 11	Occupational and Environmental Health4	Teaching and Learning25
Clinical Investigation 2	Informatics 10	Oral Science21	Theatre Arts2
Communication Studies.....4	Integrated Biology..... 5	Periodontics1	Translational and Clinical Investigation2
Comm. and Behavioral Health... 1		Pharmacology6	Translational Biomedicine3
		Pharmacy50	Urban and Regional Planning...11

International Students by College of Major College of Liberal Arts and Sciences

Total Students
2529

Undergraduate
1938

Graduate & Professional
424

Students in Practical Training
167

College of Liberal Arts and Sciences International Students by World Region

North America: 0.8%
Latin America & the Caribbean: 1.8%
Europe & Russia: 3.9%
Middle East & North Africa: 2.7%
Sub-Saharan Africa: 0.8%
Central & South Asia: 5.8%
East & Southeast Asia: 83.9%
Oceania: 0.3%

Countries Represented in the College of Liberal Arts and Sciences

Algeria	1	Lithuania	1
Argentina.....	4	Malaysia.....	53
Australia	3	Marshall Islands	1
Austria	1	Mauritius	1
Bahamas.....	1	Mexico	7
Bangladesh	12	Morocco.....	1
Belarus.....	2	Nepal	8
Belize	2	Netherlands	2
Botswana.....	1	New Zealand	3
Brazil.....	13	Nigeria	6
Burma.....	1	Norway	2
Canada	20	Pakistan	10
Chile	2	Peru	2
China	1781	Philippines	2
Colombia	6	Poland.....	1
Congo	1	Romania.....	2
Cyprus	1	Russia.....	6
Denmark.....	1	Saudi Arabia.....	38
Dominican Republic.....	2	Serbia	1
Ecuador	1	Singapore.....	3
Egypt	3	South Korea	201
Ethiopia	1	Spain	14
Finland.....	1	Sri Lanka.....	20
France.....	5	Sudan.....	3
Gabon.....	1	Sweden	2
Georgia.....	1	Switzerland	1
Germany.....	15	Syria	4
Ghana	1	Taiwan	29
Greece	2	Tajikistan.....	1
Honduras.....	1	Tanzania.....	1
Hong Kong	18	Thailand	6
Hungary	2	Tunisia.....	1
Iceland.....	1	Turkey.....	11
India	94	Turkmenistan.....	1
Indonesia.....	6	Uganda.....	1
Iran	8	United Kingdom.....	20
Iraq	3	Uruguay	1
Italy.....	4	Venezuela	2
Jamaica.....	2	Vietnam	11
Japan	11	Zimbabwe	3
Jordan.....	3		
Kazakhstan	1		
Kenya.....	3		
Kuwait	1		
Libya	2		

85 countries or territories

Brian Leal is another example of domestic students who work hard to include international students on campus. He serves as UISG Diversity Liaison—a role in which he provides guidance for the International Student Advisory Board (ISAB). A pre-med major, Leal grew up in Olmito, Texas, a small border town between Mexico and Brownsville. One of six siblings, he is the first in his family to attend college. His career goal is to be a pediatric cardiologist and serve in programs like Doctors Without Borders.



Most Common Majors

Undergraduate

Pre-business: 428 students
Economics: 178
Computer Science: 137 students
Math: 127 students
Psychology: 114 students

Graduate

Computer Science: 77 students
Chemistry: 55 students
Music: 46 students
Statistics: 33 students
Actuarial Science: 22 students

International Students by College of Major Tippie College of Business and School of Management

Total Students
677

Undergraduate
371

Graduate & Professional
186

Students in Practical Training
120

Most Common Majors

(undecided and pre-business undergraduate students are not included)

Undergraduate


Finance: 138 students
Accounting: 54 students
Business Analytics & Information
Systems: 47

Graduate

Business Administration: 34
Economics: 19 students
Accounting: 8 students

MBA

MBA Full-Time Program: 40
International Executive MBA: 32
MBA for Professionals: 26



Jintao He, from Changzhou, Jiangsu, China, is pursuing a triple major in finance, mathematics, and computer science. He is serving a second year on the International Student Advisory Board and also sits on the Global Engagement board with the Tippie College of Business. Providing a welcoming and inclusive environment to students from diverse backgrounds has been important to him. He [created a video response](#) to xenophobic incidents on social media.

Tippie College of Business International Students by World Region

North America: 0.9%
Latin America & the Caribbean: 1.2%
Europe & Russia: 3.3%
Middle East & North Africa: 1.3%
Sub-Saharan Africa: 0.7%
Central & South Asia: 13.7%
East & Southeast Asia: 78.2%
Oceania: 0.7%

Countries Represented in the Tippie College of Business

Australia	4	Peru	1
Austria	1	Philippines	1
Bangladesh	2	Poland.....	1
Bolivia.....	1	Russia.....	1
Botswana.....	1	Singapore.....	1
Brazil.....	1	South Korea	54
Canada	6	Spain	2
China	416	Sweden	3
Colombia	1	Taiwan	20
Congo, Democratic Republic of the	1	Turkey.....	1
France.....	1	United Arab Emirates	1
Germany.....	1	United Kingdom.....	2
Ghana	1	Venezuela	1
Hong Kong.....	15	Vietnam	1
Hungary.....	1		
India	82		
Indonesia.....	5		
Iran	7		
Italy.....	6		
Jordan.....	1		
Macau.....	2		
Malaysia	14		
Mexico.....	3		
Nepal	4		
Netherlands.....	1		
New Zealand.....	1		
Nigeria	2		
Norway.....	1		
Pakistan	5		

43 countries and territories

Visit the
Global
Engagement
at Tippie page
on [Facebook](#) !

International Students by College of Major College of Engineering

Total Students
365

Undergraduate
179

Graduate & Professional
143

Students in Practical Training
43



Meet Anat Levto, Director of Global Experiences and Academic Advisor in the College of Engineering. She works with first-year and undeclared students, and also leads the development and enhancement of global experiences, including study abroad and support for international students.

“As the daughter of a global engineer, I grew up as a ‘Third Culture Kid,’ living around the world in Panama, Costa Rica, Ecuador, Israel, and Italy. I first came to the United States as an international student to attend Dartmouth College in New Hampshire, where I studied anthropology and psychology. My fascination with cultures and learning led me to a career in higher education, and I’ve earned two masters degrees in education along the way at the University of Vermont and the University of Michigan. My professional background includes work in residence life, admissions, and international student services, both in the United States and abroad. I am delighted to be at the University of Iowa and working with such amazing students and colleagues!”

Most Common Majors

Undergraduate
Electrical Engineering: 42 students
Mechanical Engineering: 35 students
Biomedical Engineering: 31 students

Graduate
Electrical & Computer Engineering: 42 students
Mechanical Engineering: 30 students
Civil & Environmental Engineering: 30 students

Countries Represented in the College of Engineering

Albania	1	Pakistan	1
Bangladesh	4	Panama	1
Bolivia	4	Peru	1
Brazil	5	Russia	2
Chile.....	1	Saudi Arabia.....	1
China	226	South Korea	16
Colombia	1	Sri Lanka.....	1
Egypt.....	1	Turkey	2
Greece	1	United Kingdom	2
Honduras	1		
Hong Kong.....	2		
Iceland	1		
India.....	34		
Iran	27		
Iraq	7		
Italy.....	2		
Japan	2		
Jordan.....	2		
Kuwait	1		
Malaysia	9		
Mexico.....	2		
Nepal	4		

31 countries and territories

College of Engineering International Students by World Region

Latin America & the Caribbean: 4.4%
Europe & Russia: 3.0%
Middle East & North Africa: 10.7%
Central & South Asia: 12.0%
East & Southeast Asia: 69.9%

Visit the
Global
Engineering
[Facebook](#)
page!

International Students by College of Major College of Law

Total Students

41

Graduate & Professional

32

Students in Practical Training

9

College of Law International Students by World Region

Latin America & the Caribbean: 2.4%
Middle East & North Africa: 12.2%
East & Southeast Asia: 73.2%
Europe & Russia: 7.3%
Sub-Saharan Africa: 24.9%

Countries Represented in the College of Law

<i>China</i> 19	<i>Saudi Arabia</i> 4
<i>France</i> 1	<i>South Korea</i> 8
<i>Honduras</i> 1	<i>Turkey</i> 1
<i>India</i> 1	<i>Uganda</i> 1
<i>Iran</i> 1	<i>Vietnam</i> 1
<i>Japan</i> 1	
<i>Netherlands</i> 1	<i>13 countries or territories</i>
<i>Nigeria</i> 1	



The Chinese Students and Scholars Association is one of the largest country-specific student organizations on campus. Led this year by President Yuxing Zhou, the organization provides a wide array of services for Chinese students, including support for new students, the Mid-Autumn Festival, and the Spring Festival Gala to promote traditional Chinese celebrations.

International Recruiting

Since fall 2007, the University of Iowa has engaged in active recruitment of international students, which has included participating in fairs and school visits in the following 34 foreign countries.

- Azerbaijan
- Bahrain
- Bolivia
- Brazil
- Canada
- China (Hong Kong)
- China (PRC)
- Colombia
- Costa Rica
- Dominican Republic
- Ecuador
- Egypt
- El Salvador
- Greece
- Honduras
- Hong Kong
- India
- Indonesia
- Iraq
- Japan
- Jordan
- Kazakhstan
- Korea, South
- Kuwait
- Lebanon
- Malaysia
- Mexico
- Mongolia
- Morocco
- Oman
- Panama
- Peru
- Qatar
- Saudi Arabia
- Singapore
- Spain
- Taiwan
- Thailand
- Turkey
- United Arab Emirates
- Vietnam

International Students by College of Major College of Dentistry

<u>Total Students</u>	<u>Graduate & Professional</u>	<u>Students in Practical Training</u>
25	23	2

Countries Represented in the College of Dentistry

Canada	1	Saudi Arabia	6
Chile	1	Spain	1
Egypt	1	Thailand	5
India	5		
Iraq	1		
Jordan	3		
Mexico	1		

10 countries or territories

College of Dentistry International Students by World Region

North America:	4.0%
Latin America & the Caribbean:	8.0%
Europe & Russia:	4.0%
Central & South Asia:	20.0%
East & Southeast Asia:	20.0%
Middle East & North Africa:	44.0%



Student Government Advocates for International Students

Making the University of Iowa a welcoming community for international students cannot be done without the help and support of domestic students. The UI has been fortunate to have many domestic students who care about internationalization involved at all levels in University of Iowa Student Government, the governing body for undergrad students on campus. This is particularly highlighted in efforts led by current UISG President Rachel Zuckerman (right) and Vice President Lauren Freeman (left).

As President Zuckerman states, "Our UISG administration is committed to making the University of Iowa a more inclusive and supportive environment for everyone, including UI international students. This summer, we

collaborated with Orientation Services, Associated Residence Halls, and ISSS to host the first-ever international student tours during orientation to better welcome international students to campus and connect them with student leaders who were eager to talk about student life at Iowa. Throughout the year, we will continue working on initiatives that improve the lives of international students. For example, we hope to develop educational resources for international students that will make it easier to interact with Iowa City landlords and we will continue to support the International Student Advisory Board, which tackles issues related to the international student experience. We are dedicated to these efforts because we recognize the immense value of creating a campus that welcomes and supports all UI students."

International Students by College of Major College of Education

Total Students

107

Graduate & Professional

96

Students in Practical Training

11

College of Education International Students by World Region

Latin America & the Caribbean: 4.7%
 Europe & Russia: 7.5%
 Middle East & North Africa: 4.7%
 Sub-Saharan Africa: 1.8%
 Central & South Asia: 2.8%
 East & Southeast Asia: 77.6%
 Oceania: 0.9%

Most Common Majors

Graduate

Psychological & Quantitative Foundations of Education: 53 students
 Teaching and Learning: 28 students
 Educational Policy and Leadership Studies: 15 students
 Rehabilitation and Counselor Ed: 9



Volunteers helped us with our pre-departure sessions in Beijing and Shanghai for incoming students and their parents in summer 2016.

Pre-Departure Sessions for Incoming International Students

In 2016 International Programs conducted its fourth year of summer pre-departure sessions in Beijing and Shanghai. Over 300 incoming students and their parents attended to learn about what to expect and how to prepare for their arrival at the University of Iowa. New students heard from UI staff, faculty, and current students including leaders from several student organizations.

Data shows us that comparing all new international undergrads with those students who attended a pre-departure session indicates the latter group as overall being better prepared and experiencing fewer adjustment issues than average.

International Programs has created an online series of videos and slideshows to provide pre-departure information for students from other countries we are unable to visit as well as other parts of China.

Countries Represented in the College of Education

Bangladesh.....	1	Saudi Arabia	4
Brazil	2	Serbia	1
Chile	1	Singapore	1
China	38	South Korea	31
Colombia.....	1	Taiwan	9
Ethiopia	1	Thailand.....	1
Hong Kong.....	1	Tunisia	1
India	2	Turkey.....	6
Indonesia	1	Venezuela.....	1
Japan.....	1		
Kenya	1		
Kosovo	1		
New Zealand	1		

22 countries and territories

International Students by College of Major Carver College of Medicine

Total Students
145

Undergraduate
1

Graduate & Professional
134

Students in Practical Training
10

Most Common Majors

Graduate

Biochemistry: 12

Pharmacology: 8

Anatomy and Cellular Biology: 4

Professional

Medical Residents: 54

Medical Fellows: 52

Carver College of Medicine International Students by World Region

North America: 6.9%

Latin America & the Caribbean: 7.6%

Europe & Russia: 6.9%

Middle East & North Africa: 20.7%

Sub-Saharan Africa: 4.1%

Central & South Asia: 30.3%

East & Southeast Asia: 23.5%

The University of Iowa Office of the Registrar includes medical residents/fellows in the total enrollment count and these numbers are reported here, but are not part of the total UI Open Doors report.

Countries Represented in the Carver College of Medicine

Brazil	3	Nepal	2
Canada	10	Nigeria	1
China	21	Pakistan	6
Ecuador	2	Peru	1
Egypt	2	Philippines	1
Ethiopia	2	Qatar	1
Ghana	1	Russia	1
Greece	1	Saudi Arabia	1
Iceland	1	South Korea	3
India	36	Spain	2
Iran	2	Syria	5
Ireland	1	Taiwan	2
Israel	2	Thailand	4
Italy	2	Trinidad and Tobago	1
Japan	2	Turkey	1
Jordan	6	Ukraine	1
Kenya	1	Venezuela	2
Lebanon	11	Zimbabwe	1
Malaysia	1		
Mexico	2		

38 countries or territories



Anis Shakirah Mohd Muslimin is a senior from Kuala Lumpur, Malaysia, studying psychology and journalism & mass communication. Her love of writing led her to join the Daily Iowan newspaper where she currently serves as metro editor. She has also been interested in issues impacting international students, serving as secretary of the International Student Activities Board as well as fundraiser for the Malaysian Students Society.

International Students by College of Major College of Nursing

<u>Total Students</u>	<u>Undergraduate</u>	<u>Graduate & Professional</u>	<u>Students in Practical Training</u>
16	11	4	1

College of Nursing International Students by World Region

Middle East & North Africa: 6.3%
 East & Southeast Asia: 87.4%
 Sub-Saharan Africa: 6.3%

Countries Represented in the College of Nursing

China.....	10	South Korea.....	4
Kenya.....	1		
Iran.....	1	<i>4 countries or territories</i>	

Intercultural Skills and Understanding for Staff and Faculty

A major priority of ISSS is providing intercultural programming and training to students, staff, and faculty. These offerings are given at multiple levels to help develop a community that respects and has the necessary skills to accommodate the diversity international students bring with them. Each year, hundreds of students, scholars, faculty, and staff participate in these programs.

The growing international student population has increased the need for staff throughout the university to be trained in intercultural skills, which is provided through the Building Our Global Community workshop series and other specialized programs. Over 900 UI employees have participated in BGC since its inception in 2004, with over 400 of them earning a Building Our Global Community certificate by attending at least 4 sessions plus an introductory session.



Senior Study Abroad Advisor Kerby Boschee celebrates her BGC certificate!

Internationalization efforts extend beyond the campus to Iowa City and the entire state. Community organizations, such as Friends of International Students and the International Women's Club, provide local hospitality. All these activities contribute to the expansion of international awareness and provide support for UI students and scholars.

International Students by College of Major College of Public Health

Total Students

37

Graduate & Professional

30

Students in Practical Training

7

College of Public Health International Students by World Region

Europe & Russia: 8.1%
Middle East & North Africa: 8.1%
Sub-Saharan Africa: 29.7%
Central & South Asia: 8.1%
East & Southeast Asia: 29.7%

Countries Represented in the College of Public Health

Benin	1	Iran.....	1
Bosnia and Herzegovina	1	Jordan	1
Burkina Faso	1	Lebanon	1
China	16	Nepal.....	1
Ethiopia	1	Nigeria	5
Gambia	1	Slovenia.....	1
Greece	1	Zimbabwe	2
India.....	2		
Indonesia.....	1		

16 countries or territories



Members of the Muslim Students Association hand out flowers on the Pentacrest during Islam Awareness Week.

International Students by College of Major College of Pharmacy

Total Students

57

Graduate & Professional

50

Students in Practical Training

7

Countries Represented in the College of Pharmacy

Brazil	3	Libya	2
China	12	Saudi Arabia	1
Egypt	1	South Korea.....	3
India	15	Taiwan.....	2
Iraq.....	4	Thailand.....	6
Jamaica	1	Vietnam.....	5
Jordan	1		
Kenya	1		

14 countries or territories

College of Pharmacy International Students by World Region

Latin America & the Caribbean: 7.0%
Middle East & North Africa: 15.8%
Central & South Asia: 26.3%
East & Southeast Asia: 49.1%
Sub-Saharan Africa: 1.8%

International Students by College of Major Interdisciplinary Graduate Programs

Total Students
103

Graduate Students
91

Students in Practical Training
12

Interdisciplinary Graduate Programs International Students by World Region

Latin America & the Caribbean: 6.8%
 Europe & Russia: 10.7%
 Middle East & North Africa: 7.7%
 Sub-Saharan Africa: 6.8%
 Central & South Asia: 20.4%
 East & Southeast Asia: 46.6%
 Oceania: 1.0%

Most Common Majors

Graduate
 Human Toxicology: 18 students
 Applied Mathematics & Computer Science: 17 students
 Informatics: 10 students

Countries Represented in Interdisciplinary Graduate Programs

Bahamas	1	Netherlands	1
Bangladesh	3	New Zealand	1
Botswana	1	Nigeria	2
Brazil	2	Norway	1
Bulgaria	1	Pakistan	1
Burma	1	Philippines	1
China	30	Russia	1
Egypt	1	Rwanda	1
France	1	Saudi Arabia	1
Germany	2	South Korea	6
India	12	Sri Lanka	2
Iraq	2	St Kitts and Nevis	1
Italy	2	St Vincent and the Grenadines	1
Jamaica	1	Taiwan	2
Japan	1	Tanzania	1
Jordan	2	Thailand	2
Kenya	2	Turkey	1
Malaysia	1	Ukraine	1
Mexico	1	Vietnam	3
Mongolia	1	Yemen	1
Morocco	1		
Nepal	3		

42 countries or territories

Student Programming




ISSS provides programming and activities for students throughout the year, led by our team of Mouna El Keurti and Marcelo Melo. Mouna is a junior majoring in computer science, and serves as the assistant for the Life in Iowa program this year. Mouna is from Algeria and speaks Arabic, French, and is currently learning Turkish. Marcelo coordinates the Global Buddies program, which connects international students here for one or two semesters on formal reciprocal exchange programs with domestic students who have previously studied abroad. He is a biochemistry and pre-med major from Brazil. Both programs provide exposure to American cultural traditions such as Halloween pumpkin carving, an American-style prom, trips to interesting Iowa locations such as Effigy Mounds, practical topics like job interviews and resume

writing, and social topics such as volunteerism or body image. ISSS has been commended by the U.S. Department of State for our work providing cultural activities for exchange students and scholars, and much of the credit goes to our very talented student programming team.

International Students by College of Major International Visiting Scholars

International Visiting Scholars by World Region

North America: 0.9%
 Latin America & the Caribbean: 7.2%
 Europe & Russia: 21.0%
 Middle East & North Africa: 4.4%
 Sub-Saharan Africa: 0.9%
 Central & South Asia: 8.1%
 East & Southeast Asia: 56.6%
 Oceania: 0.9%



J-1 visiting scholars, led by ISSS Senior Advisor Rudia Kihura (center), toured the Scattergood Friends School and farm in West Branch this summer to learn about the curriculum at an American boarding/prep school and sustainability practices at the school's organic farm.

International Visiting Scholars: 432

An international visiting scholar is an individual who has come to the U.S. in J-1 (exchange visitor) status for teaching, research, observation, or other educational activity but who is not enrolled as a student, medical resident, or fellow. This statistic reflects scholars at the time of this report.

Countries Represented by International Visiting Scholars

China	189	New Zealand	2	Morocco	1
India	35	Austria	2	Slovenia	1
Japan	24	Singapore	2	Cuba	1
South Korea	23	Serbia	2	Australia	1
Brazil	18	Netherlands	2	Pakistan	1
Germany	17	Italy	2	Malaysia	1
France	14	Finland	2	South Africa	1
Turkey	10	Ukraine	2	Switzerland	1
United Kingdom	9	Sweden	2	Colombia	1
Iran	6	Tunisia	1	Portugal	1
Canada	6	Norway	1	Syria	1
Spain	6	Hong Kong	1	Mongolia	1
Nigeria	5	Taiwan	1	Latvia	1
Mexico	5	Mali	1	Slovakia	1
Jordan	4	Lebanon	1	Georgia	1
Saudi Arabia	3	Libya	1	Sri Lanka	1
Ireland	3	Philippines	1	Burma	1
Poland	3	Egypt	1		
Czech Republic	3	Greece	1		
Thailand	3	Ghana	1		

Largest National Representations

China (PRC): 189 scholars
 India: 35 scholars
 Japan: 24 scholars
 South Korea: 23 scholars
 Brazil: 18 scholars

Scholar Length of Stay

1 month or less: 2.6%
 1 to 6 months: 20.1%
 6 months to 1 year: 38.3%
 1-2 years: 12.7%
 2 to 5 years: 26.3%

57 countries and territories

Explanation of Terms Used in This Profile

International Student: An international student is any individual enrolled in fall 2015 classes at the University of Iowa who has self-identified as having neither U.S. citizenship nor permanent residence. In addition to students who are here in an F-1 or J-1 educational immigration status, students who hold immigration statuses unrelated to study, such as temporary workers, are included. In accordance with national data collection standards, students who have graduated and are in an immigration-approved “practical training” period are also included in the university’s count of international students. International medical residents/fellows and postdoctoral fellows are also included in this report.

International Visiting Scholar: An international scholar is an academic professional who is at the university in a J-1 immigration status. A scholar may be employed by the UI, or may be here in a visiting capacity under the sponsorship of a UI academic department. Individuals in J-1 status who are in a student or medical resident category are excluded from this count.

Immigration Status: While international students and scholars have a variety of non-immigrant statuses, the following are those which are directly related to their presence at the University of Iowa:

- F-1 student: This is the most common status for an individual who is coming to the U.S. for the purpose of study.
- J-1: exchange visitor: Exchange visitors can be students or scholars. Students in this status typically, but not exclusively, are here through a university exchange program or are receiving funding from their home government or the U.S. government. Scholars in this status may be at the university as unpaid scholars (often applicable to those who are on sabbatical at their home institution) or may be UI employees in short-term, temporary positions.

Countries and Territories: This report uses the U.S. State Department listing of independent countries and dependencies. The regional breakdown follows the guidelines of the “Open Doors” report published by the Institute of International Education.

Level of Study:

- Undergraduate students are those enrolled in a program of study leading to no higher than a baccalaureate degree.
- Graduate and professional students are those enrolled in post-baccalaureate study. Masters and doctoral students are included, as well as students working on post-baccalaureate certificates and post-doctoral scholars. Professional students are those in the MBA, DDS, JD, LLM, MD, and PharmD programs as well as medical residents and fellows.

College of Study: In accordance with official reports from the Office of the Registrar, this analysis of international students by college enumerates students in the colleges in which their programs are taught, and not which college administers their major. For example, most graduate programs are administered through the Graduate College, yet these students are counted in the college of their major. A number of highly interdisciplinary programs that cannot be placed in a single college are those included in the category of “graduate college interdisciplinary programs.”

International Student and Scholar Services, part of University of Iowa International Programs, provides leadership in international education and intercultural learning through services to international students and scholars, their dependents, the university, and the surrounding community. We enhance the academic, cultural, and social pursuits of our students and scholars through exceptional immigration and personal advising as well as outstanding cross-cultural programming and training.

1111 University Capitol Centre
The University of Iowa
Iowa City, IA 52242

Phone: 319-335-0335

Fax: 319-335-2021

Email: iss@uiowa.edu

Web: <http://international.uiowa.edu/iss>

Facebook: <https://www.facebook.com/uiowalSSS>