

University of Iowa International Students

Fall 2013 Enrollment Statistics

International Student and Scholar Services (ISSS)



Personal Characteristics

International Student Population..... 4049

Enrolled students 3743

Undergraduate students..... 2253

Degree-seeking undergrads..... (2128)

Non-degree undergrads..... (60)

Iowa Intensive English Program (65)

Graduate & Professional students 1490

Degree-seeking grads (1143)

Non-degree grads (44)

Medical residents/fellows, post-docs (303)

Students in post-graduation training 306

New International Students 816

Undergraduate Students 515

First Year Undergrads 448

Gender

Female: 47.8%

Male: 52.2%

Average Age

Undergraduate: 20

Graduate & Professional: 29

Immigration Status

F-1 Student: 83.8%

J-1 Student: 6.9%

Other: 9.3%

Most Common Majors

Undergraduate

Business/Pre-Business

Finance

Economics

Math

Psychology

Graduate/Professional

Business (MBA)

Chemistry

Computer Science

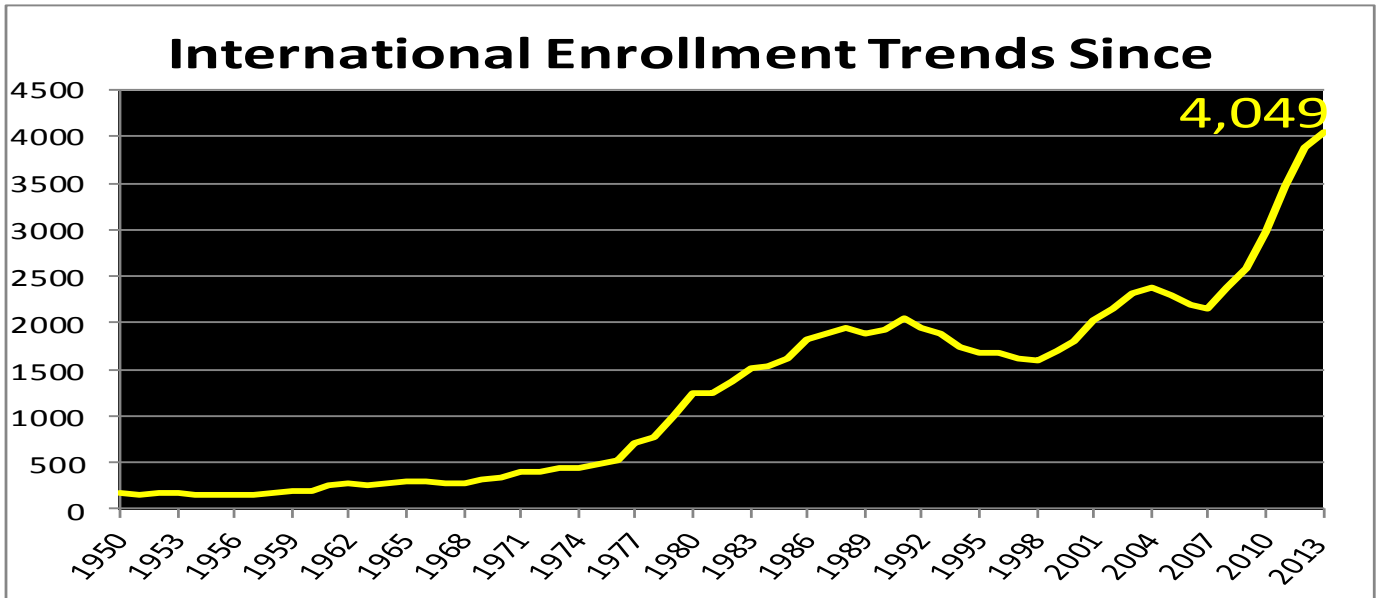
Pharmacy

Psych. & Quant. Foundations

Who is an international student?

The term "international student" encompasses anyone enrolled at the UI who is neither a U.S. citizen nor a permanent resident. In addition to those individuals who entered the U.S. on student visas, this population includes students in dependent, working, and other non-educational immigration statuses. The national census of international students also enumerates those who have completed their educational programs and are in a period of approved post-graduation training. Unless otherwise noted, this description is the one used throughout this report.

International Enrollment Trends



History of International Student Enrollments

The first international student to receive a University of Iowa degree was John H. Rapier of Kingston, Jamaica, who was awarded the Doctor of Medicine in 1864. Dr. Rapier took classes at Iowa State University at Keokuk but received his degree from the State University of Iowa. Thirty-four international students received UI degrees prior to 1900.

Other historical points of interest:

- International student enrollment in 1950 was 179 students
- The 500 student threshold was crossed in 1976; the UI international population reached 1,000 students in 1980, 2,000 students in 2001, 3,000 in 2011, and passed 4,000 in 2013.

International Student Enrollment 1950-Present

1950	179	1960	187	1970	334	1980	1,234	1990	1,925	2000	1,792	2010	2,982
1951	159	1961	245	1971	397	1981	1,253	1991	2,051	2001	2,027	2011	3,463
1952	165	1962	279	1972	408	1982	1,376	1992	1,949	2002	2,142	2012	3,876
1953	170	1963	261	1973	438	1983	1,513	1993	1,875	2003	2,307	2013	4,049
1954	145	1964	282	1974	432	1984	1,522	1994	1,739	2004	2,373		
1955	151	1965	285	1975	487	1985	1,623	1995	1,673	2005	2,285		
1956	160	1966	293	1976	528	1986	1,826	1996	1,669	2006	2,189		
1957	157	1967	273	1977	706	1987	1,888	1997	1,612	2007	2,153		
1958	175	1968	280	1978	779	1988	1,937	1998	1,602	2008	2,379		
1959	187	1969	311	1979	997	1989	1,888	1999	1,697	2009	2,589		

International Students by Country or Territory of Nationality

East & Southeast Asia

2,970 students; 73.3% of international students



Burma	3
China (Hong Kong)	35
China (PRC)	2,266
Indonesia.....	11
Korea, Republic of.....	414
Japan.....	35
Malaysia.....	73
Mongolia.....	1
Philippines.....	3
Singapore.....	13
Taiwan.....	80
Thailand.....	19
Vietnam.....	17

Central & South Asia

429 students; 10.6% of international students



Bangladesh.....	17
India.....	343
Kazakhstan.....	1
Nepal.....	24
Pakistan.....	14
Sri Lanka.....	28
Tajikistan.....	1
Turkmenistan.....	1

North America

52 students; 1.3% of international students



Canada.....	52
-------------	----

Oceania

12 students; 0.3% of international students



Australia.....	9
New Zealand.....	3

Europe & Russia

221 students; 5.5% of international students



Austria.....	1
Belarus.....	4
Belgium.....	4
Bosnia and Herzegovina.....	1
Bulgaria.....	3
Croatia.....	3
Cyprus.....	1
Czech Republic.....	3
Denmark.....	3
Finland.....	1
France.....	11
Georgia.....	3
Germany.....	25
Greece.....	9
Iceland.....	2
Ireland.....	2
Italy.....	15
Latvia.....	1
Moldova.....	2
Netherlands.....	10
Norway.....	1
Poland.....	4
Portugal.....	3
Romania.....	9
Russia.....	17
Serbia.....	2
Slovak Republic.....	1
Slovenia.....	2
Spain.....	18
Sweden.....	5
Switzerland.....	1
Turkey.....	28
Ukraine.....	3
United Kingdom.....	23

Middle East & North Africa

181 students; 4.5% of international students



Egypt.....	15
Iran.....	42
Iraq.....	23
Israel.....	3
Jordan.....	22
Kuwait.....	3
Lebanon.....	14
Libya.....	1
Qatar.....	1
Saudi Arabia.....	47
Syria.....	7
Tunisia.....	2
United Arab Emirates.....	1

Latin America & the Caribbean

121 students; 3.0% of international students



Argentina.....	3
Bahamas.....	1
Belize.....	3
Bolivia.....	5
Brazil.....	29
Chile.....	6
Colombia.....	19
Costa Rica.....	1
Dominica.....	1
Dominican Republic.....	1
Ecuador.....	9
El Salvador.....	1
Honduras.....	2
Jamaica.....	5
Mexico.....	14
Panama.....	1
Paraguay.....	1
Peru.....	6
Saint Lucia.....	1
Saint Vincent & the Grenadines.....	1
Trinidad & Tobago.....	1
Venezuela.....	10

Sub-Saharan Africa

63 students; 1.5% of international students



Benin.....	2
Botswana.....	1
Burkina Faso.....	1
Cameroon.....	1
Eritrea.....	1
Ethiopia.....	2
Gambia.....	1
Ghana.....	4
Kenya.....	15
Mauritius.....	1
Mozambique.....	1
Nigeria.....	11
Rwanda.....	1
Senegal.....	1
South Africa.....	3
Sudan.....	1
Tanzania.....	5
Uganda.....	4
Zimbabwe.....	7

112 foreign countries and territories represented

These numbers include enrolled post-docs and medical residents/fellows.

The Myths of International Student Funding

There is a common, yet mistaken, belief that most international students who come to the United States are supported by their home governments, the U.S. government, or their host universities. In fact, the vast majority of students studying at the undergraduate level in the U.S. are paying their own way, and are a significant economic benefit to this country. Students in graduate programs do often receive graduate assistantships from U.S. universities, but this is in return for significant services in teaching, research, or administrative support. Relatively few graduate students receive aid that is not, in effect, employment related.

Some countries do provide scholarship aid to their citizens for study in the U.S, often as an automatic right of citizenship. These countries are primarily those that do not have sufficiently developed higher education opportunities at home. Scholarships for study in the U.S., or other nations, is both a means of educating for current economic and social needs, and providing for future development of the nation.

And while U.S. exchange programs, such as the Fulbright scholarships, have significant political influence, only about 4,000 students, or 0.6% of the total of international students in the U.S., receive U.S. aid. International students on F-1 and J-1 visas are not eligible for federal financial aid programs and cannot file the FAFSA.

Primary Source of Educational Funding for UI Students		
	<u>Undergraduate Students</u>	<u>Graduate Students</u>
Personal & Family Funds	97%	25%
Home Government	1%	5%
University of Iowa	2%	70%

This chart includes only those students attending the university in an educational (F-1 or J-1) immigration status.

The Economic Impact of International Students

As the chart above indicates, nearly all undergraduates, as well as one-third of graduate students, pay for their UI education from their own or family funds. As non-residents, estimated tuition and living costs are nearly \$32,000 per year, most of which comes, directly or indirectly, into the local community.

NAFSA: The Association of International Educators compiles annual statistics on the economic impact of international students, taking into account typical levels of U.S. support, dependents present in the U.S., and other factors that influence spending of international students. According to this estimate, international students at the University of Iowa contributed over \$101 million per year to the local economy during the 2011-12 school year.

The same report estimates the economic impact of international students for the entire state of Iowa in excess of \$306 million and nationwide to be approximately \$21.81 billion.



The Chinese Student and Scholar Association hosts a welcome dinner during Fall 2013 orientation. Yaohui Chen is the 2013-14 president.

Student Advising



An important function of International Student and Scholar Services is providing one-on-one assistance for the many specialized needs of international students. International Student and Scholar Advisors, trained in student immigration regulations and intercultural communications skills, address needs which range from questions about federal regulations to cultural adjustment and homesickness. The growth in international students and the change from a largely graduate to a majority undergraduate (thus younger) student population have resulted in both more advising visits and a change in primary focus of advising sessions.

ISSS Walk-In Visits Academic Year July 1-June 30

	<u>2008-09</u>	<u>2009-10</u>	<u>2010-11</u>	<u>2011-12</u>	<u>2012-13</u>
Number of advising visits	4,639	5,888	7,337	8,607	9,242
% immigration related	65.8%	60.3%	55.6%	65.6%	63.4%
% academic related	12.7%	18.6%	23.6%	15.3%	17.8%
% personal related	21.6%	21.1%	20.4%	19.1%	18.8%

International at Iowa Online Course

The fall 2013 semester saw a new initiative to assist the transition for international students. Funded by a Student Success grant from the Office of the Provost, the new International at Iowa online course is required of all new international undergraduate students during the first 8 weeks of the semester on campus. The course provides more in-depth coverage on a range of topics that students, faculty, and administrators felt were not adequately covered during the brief period of orientation. It includes expanded sections on immigration and other laws, cultural adjustment, mental health, keys for academic success, and information on academic expectations. The latter section contains an expanded category on plagiarism and other forms of misconduct.

In the fall 2014, a second component will be added to introduce in-person, cross-cultural learning experiences between international and domestic students during the second half of the 8-week period.



The Friends and Neighbors Day event, hosted by the Center for Diversity and Enrichment and co-sponsored by International Programs, helps connect international and domestic students as email pen-pals before the international students arrive in the fall semester. A special event then permits the students to meet in person.




International Students by Degree Level

Undergraduate

Undergraduate International Students..... 2253

Degree seeking.....	2128
Non-degree (includes exchange students).....	60
Iowa Intensive English Program	65

Undergraduate International Students by World Region



International and domestic students socialize at the fall barbeque for OASIS, the Organization for the Active Support of International Students. April Yuan is the 2013-14 President.

Primary Majors of International Students

Accounting.....	67	Informatics.....	2
Actuarial Science	78	Interdepartmental Studies.....	12
Art	39	International Relations.....	13
Art History	4	International Studies.....	23
Asian Languages & Literatures ..	1	Journalism & Mass	
Astronomy	1	Communication	30
Biochemistry.....	37	Leisure Studies	6
Biology	44	Linguistics.....	4
Biomedical Engineering	18	Management	11
Business, undecided	575	Management Information	
Business Analytics and		Systems.....	8
Information Systems	6	Marketing.....	31
Chemical Engineering	18	Mathematics	102
Chemistry	19	Mechanical Engineering.....	31
Cinema.....	14	Music	6
Civil Engineering	18	Nuclear Med Tech.....	1
Clinical Laboratory Sciences	2	Nursing.....	23
Communication Studies.....	27	Open Major.....	187
Computer Science.....	56	Philosophy	1
Dance.....	1	Physics	14
Economics.....	120	Political Science.....	1
Electrical Engineering	34	Pre-Dentistry.....	3
Elementary Education	5	Pre-Medicine.....	6
Engineering, undecided	6	Pre-Pharmacy.....	7
English	8	Pre-Physical Therapy.....	1
Environmental Policy		Pre-Veterinary Medicine.....	1
& Planning.....	1	Psychology	100
Environmental Sciences.....	12	Social Work	1
Ethics and Public Policy	1	Sociology.....	5
Finance	208	Speech & Hearing Science.....	8
French.....	1	Sport Studies.....	2
Geography	3	Statistics.....	16
Health & Human Physiology	17	Theatre Arts	4
Health Promotion	1	Exchange student.....	43
History	2	Other non-degree student.....	83
Human Physiology	11		
Industrial Engineering.....	13		

Countries and Territories Represented

Argentina	2	Libya.....	1
Australia	4	Malaysia.....	55
Austria	1	Mauritius.....	1
Bahamas	1	Mexico	2
Bangladesh	5	Nepal.....	3
Belgium.....	2	Netherlands	4
Belize	3	New Zealand	2
Bolivia	3	Nigeria.....	2
Brazil.....	8	Norway.....	1
Burma	1	Pakistan.....	1
Canada.....	23	Panama	1
Chile.....	1	Paraguay	1
China (Hong Kong)	10	Peru.....	1
China (PRC)	1673	Philippines.....	2
Colombia	1	Poland	1
Cyprus.....	1	Portugal.....	1
Czech Republic.....	1	Saudi Arabia	39
Denmark	1	Singapore	10
France	2	South Africa.....	1
Georgia	1	Spain	1
Germany.....	6	Sri Lanka	1
Iceland	1	Sudan	1
India.....	33	Sweden	3
Indonesia	2	Taiwan.....	11
Iran	3	Thailand	2
Iraq	7	Trinidad & Tobago	1
Italy.....	3	Tunisia.....	1
Japan	12	Turkey	1
Kazakhstan.....	1	Uganda.....	2
Kenya	2	United Kingdom	14
Korea, South	262	Venezuela	3
Kuwait.....	2	Vietnam.....	4

61 countries and territories

International Students as Percentage of College Undergraduate Enrollment

Tippie College of Business	19.7%
College of Engineering	7.2%
College of Liberal Arts & Sciences	10.0%
College of Nursing	1.3%
All Undergraduate Students	10.3%



Student facilitator at a program on etiquette at a Chinese business dinner.

Flow of Students from Asian Countries

Reflecting national trends, the University of Iowa is attracting more students from China and other East and Southeast Asian countries. Nearly 7 out of every 10 international students come from this region, with South and Central Asia providing another tenth of our international student community—over 4/5 of the total international student population. It is anticipated that these trends will continue; these are heavily populated regions that have a growing need for higher education that cannot be met by their domestic university systems.

Iowa Intensive English Program

The University of Iowa Intensive English Program (IIEP) provides intensive English instruction and a cultural, social, and academic orientation to the United States. Instruction emphasizes spoken and written English crucial to college and university study in the U.S. Grammar, writing, reading, listening comprehension, pronunciation, and conversation skills are taught each day at all levels. Students receive 20 hours of instruction per week in addition to individual work in the language laboratory. The IIEP has 239 students enrolled in its full-time program in fall 2013. Of these full-time students, approximately 80 have been conditionally admitted to degree programs and will complete English studies before moving on to their programs of study, and 65 are direct admits. In addition, ESL Programs serves approximately 600 degree-seeking students taking ESL Credit Courses to improve language skills and about 50 graduate students preparing to serve as graduate teaching assistants.

Exchange Programs at the University of Iowa

The University of Iowa participates in exchange agreements with other universities abroad, sending our students there while bringing their students here. There are around 50 formal exchange programs in place, and fall 2013

saw 50 students coming to the U.S. with 17 domestic students going abroad. Exchange students generally come for one or two semesters before returning to their home institutions. While in the U.S. they may choose to participate in the Global Buddies program, which matches them with recently returned U.S. students who have studied abroad. Because exchange students are here for relatively short periods of time, it is even more critical to provide increased opportunities to engage in social and cultural events to help with the adjustment process.



The fall Global Buddies kick-off sent new students on an “Amazing Race” around Iowa City, with one objective to have their photos taken with a “unique person” on campus. This very brave group actually went up to the front door of the president’s mansion on that Saturday and knocked, and University of Iowa President Sally Mason was a great sport to

agree to come out and have her picture taken with the students. A “unique person” indeed, and a great story! Left to Right: Bea-Denise Penning (Germany), SuBin Chae (South Korea), Akane Chiba (Japan), President Sally Mason, and Guilherme Jose Muzel Tavares (Brazil) .

International Students by Degree Level

Graduate and Professional

Graduate and Professional International Students..... 1,490

Degree seeking	1,143
Non-degree (includes exchange students).....	44
Medical Residents/Fellows, Post-Doctoral.....	303



International Student and Scholar Services works with other university offices in providing leadership training for both international and domestic students.

International Students as Percentage of College Graduate and Professional Enrollment

Tippie College of Business	17.5%
College of Dentistry	7.3%
College of Education.....	16.4%
College of Engineering.....	48.5%
College of Law	4.8%
College of Liberal Arts & Sciences	19.6%
Carver College of Medicine	7.8%
College of Nursing	1.2%
College of Pharmacy.....	9.6%
College of Public Health	9.5%
Graduate Interdisciplinary.....	21.5%
<i>All Graduate and Professional Students</i>	<i>16.4%</i>

Primary Major Programs of Study

Accounting.....	10	Studies	17	Master of Laws.....	6	Sociology.....	7
Actuarial Science.....	26	Electrical & Computer		Mathematics	8	Spanish.....	9
American Studies.....	4	Engineering.....	44	Mechanical Engineering.....	34	Spanish Creative Writing.....	8
Anatomy & Cell Biology	6	English	15	Medicine	1	Special Education.....	1
Anthropology.....	2	Epidemiology.....	6	Microbiology	2	Speech & Hearing Science	7
Applied Mathematics &		Film & Video Production	2	Molecular & Cellular Biology....	12	Speech Pathology & Audiology	2
Computational Sciences.....	18	Film Studies	6	Molecular Physiology &		Statistics.....	26
Art	6	Free Radical & Radiation		Biophysics.....	3	Teaching And Learning.....	24
Asian Civilizations	7	Biology.....	4	Music.....	41	Theatre Arts.....	1
Biochemistry	11	French & Francophone World		Neuroscience	2	Translational Biomedicine	1
Biology	8	Studies	4	Nursing.....	3	Urban & Regional Planning	9
Biomedical Engineering	28	Genetics.....	10	Operative Dentistry.....	8		
Biosciences Program.....	1	Geography.....	10	Oral Science	10	MBA — Full Time Program.....	30
Biostatistics.....	12	Geosciences.....	4	Orthodontics	1	MBA for Professionals	47
Book Arts	1	Health & Human Physiology.....	1	Pharmacology	2	MBA Executive Program	6
Business Administration	36	Health & Sport Studies	2	Pharmacy	49	International MBA	41
Chemical & Biochemical		Health Management & Policy....	1	Physical Therapy & Rehabilitation		CIMBA Programs.....	6
Engineering	11	Health Services & Policy	4	Science	2		
Chemistry.....	57	History	12	Physics.....	30	Non-degree study	44
Civil & Environmental		Human Toxicology.....	14	Political Science.....	14		
Engineering	37	Immunology	6	Psychological & Quantitative			
Clinical Investigation	3	Industrial Engineering	8	Foundations of Education....	48		
Communication Studies.....	10	Informatics	8	Psychology	11		
Comparative Literature.....	2	Integrated Biology.....	1	Public Health	1		
Computer Science.....	54	Integrative Physiology	1	Rehabilitation & Counselor			
Dance.....	3	Interdisciplinary Studies	2	Education	13		
Dental Public Health	5	Journalism	3	Religious Studies	2		
Dentistry	3	Law	12	Science Education	5		
Economics.....	18	Linguistics	6	Second Language Acquisition...15			
Educational Policy & Leadership		Mass Communications	10	Social Work	3		

Countries and Territories Represented in the Graduate and Professional International Student Population

Australia	4	Greece.....	8	Romania	7
Bangladesh.....	12	Honduras	2	Russia	17
Belarus	4	Iceland	1	Rwanda.....	1
Belgium	2	India	263	Saudi Arabia	8
Benin	2	Indonesia	8	Senegal	1
Bolivia.....	2	Iran.....	36	Serbia.....	2
Bosnia and Herzegovina	1	Iraq.....	16	Singapore	3
Botswana.....	1	Ireland.....	2	Slovak Republic.....	1
Brazil.....	20	Israel	3	Slovenia	2
Bulgaria	3	Italy	11	South Africa	1
Burma.....	2	Jamaica	5	Spain.....	14
Cameroon.....	1	Japan.....	22	Sri Lanka	27
Canada	27	Jordan	21	St. Lucia	1
Chile	4	Kenya	10	St. Vincent & the Grenadines.....	1
China (Hong Kong).....	22	Korea, South	129	Sweden.....	2
China (PRC).....	428	Kuwait.....	1	Switzerland.....	1
Colombia	15	Latvia	1	Syria.....	7
Costa Rica	1	Lebanon	13	Taiwan	57
Croatia.....	2	Malaysia.....	11	Tajikistan	1
Czech Republic	1	Mexico	11	Tanzania	5
Denmark.....	2	Moldova.....	2	Thailand.....	17
Dominica	1	Mongolia.....	1	Tunisia	1
Dominican Republic	1	Mozambique.....	1	Turkey.....	27
Ecuador	9	Nepal.....	19	Turkmenistan	1
Egypt	14	Netherlands	5	Uganda	1
El Salvador.....	1	New Zealand	1	Ukraine.....	2
Eritrea.....	1	Nigeria	8	United Arab Emirates	1
Ethiopia	2	Pakistan	10	United Kingdom.....	8
Finland.....	1	Peru	5	Venezuela.....	7
France.....	9	Philippines	1	Vietnam.....	10
Georgia.....	2	Poland.....	2	Zimbabwe.....	7
Germany.....	17	Portugal	2		
Ghana	3	Qatar.....	1		


97 countries and territories

Graduate Programs with 50% or Higher International Enrollments

Actuarial Science.....	72.2%
Human Toxicology.....	68.2%
Electrical & Computer Engineering	68.2%
Computer Science	68.5%
Economics	62.1%
Mechanical Engineering	61.8%
Second Language Acquisition.....	61.5%
Statistics.....	59.1%
Oral Science	55.6%

Only graduate programs enrolling 10 or more students are included.

Graduate and Professional International Students by World Region



Christian Supiot Perez is a member of the Graduate Student Senate and Chair of the GSS International Students Committee. Christian is from Valladolid, Spain, and is pursuing a Master's in Spanish literature.

International Students by College of Major College of Liberal Arts and Sciences

Total Students
2243

Undergraduate
1675

Graduate & Professional
440

Students in Practical Training
128

College of Liberal Arts and Sciences International Students by World Region

North America: 1.4%
Latin America & the Caribbean: 2.5%
Europe & Russia: 5.2%
Middle East & North Africa: 3.1%
Sub-Saharan Africa: 1.4%
Central & South Asia: 5.8%
East & Southeast Asia: 80.3%
Oceania: 0.3%



Countries Represented in the College of Liberal Arts and Sciences

Argentina.....	3	Korea, South	260
Australia	4	Kuwait.....	2
Austria	1	Libya.....	1
Bahamas.....	1	Malaysia.....	44
Bangladesh	10	Mauritius	1
Belarus.....	2	Mexico.....	7
Belgium	1	Mozambique.....	1
Belize	1	Nepal	6
Bolivia.....	1	Netherlands	3
Botswana.....	1	New Zealand	3
Brazil.....	11	Nigeria	2
Burma.....	1	Norway	1
Canada	31	Pakistan	4
Chile	3	Peru	4
China (Hong Kong).....	15	Philippines	1
China (PRC).....	1430	Poland.....	3
Colombia	8	Portugal	1
Costa Rica	1	Romania.....	3
Croatia	2	Russia.....	8
Cyprus	1	Saudi Arabia.....	38
Czech Republic	2	Singapore.....	9
Denmark.....	2	Slovak Republic.....	1
Dominica	1	South Africa	3
Ecuador	1	Spain	12
Ethiopia	1	Sri Lanka.....	25
Finland.....	1	Sudan	1
France.....	6	Sweden	4
Georgia.....	1	Syria	3
Germany.....	9	Taiwan	31
Ghana	1	Tajikistan.....	1
Greece	5	Tanzania.....	3
Honduras.....	2	Thailand	4
India	80	Trinidad & Tobago	1
Indonesia.....	5	Tunisia.....	1
Iran	8	Turkey	15
Iraq	10	Turkmenistan	1
Ireland	1	Uganda.....	3
Israel.....	1	Ukraine	2
Italy.....	5	United Arab Emirates	1
Jamaica.....	3	United Kingdom	17
Japan.....	14	Venezuela	5
Jordan.....	1	Vietnam	6
Kazakhstan	1	Zimbabwe	5
Kenya.....	7		

87 countries or territories

Most Common Majors

<u>Undergraduate</u>	<u>Graduate</u>
Pre-business: 494 students	Chemistry: 57 students
Economics: 112	Computer Science: 54 students
Math: 102 students	Music: 41 students
Psychology: 100 students	Physics: 30 students
Actuarial Science: 78 students	Actuarial Science: 26 students

International Students by College of Major Tippie College of Business and School of Management

Total Students
717

Undergraduate
427

Graduate & Professional
216

Students in Practical Training
74

Most Common Majors

(undecided and pre-business undergraduate students are not included)

Undergraduate

Finance: 208 students
Accounting: 67 students
Marketing: 31

Graduate

Business Administration: 36
Economics: 18 students
Accounting: 10 students

MBA

MBA for Professionals: 47
International Executive MBA: 41
MBA Full-Time Program: 30

Countries Represented in the Tippie College of Business



International students cheer on an intramural soccer game.

Australia	1	Philippines	1
Bangladesh	1	Portugal	1
Belgium	1	Romania	1
Belize	1	Russia.....	1
Brazil.....	3	Slovenia	1
Bulgaria	1	Spain	2
Burma.....	1	Taiwan	17
Canada	6	Thailand	1
China (Hong Kong).....	18	Turkey.....	3
China (PRC).....	457	United Kingdom.....	1
Ecuador	1	Venezuela	1
Egypt	1	Vietnam	2
France.....	1	Zimbabwe.....	1
Germany.....	6		
India	94		
Indonesia.....	1		
Iraq	1		
Italy.....	6		
Jamaica.....	1		
Japan	1		
Jordan.....	1		
Korea, South.....	54		
Malaysia	13		
Mexico.....	2		
Moldova	1		
Nepal	5		
Netherlands.....	1		
Nigeria	2		
Pakistan.....	1		
Paraguay.....	1		

43 countries and territories

Tippie College of Business International Students by World Region

North America: 0.8%
Latin America & the Caribbean: 1.4%
Europe & Russia: 3.8%
Middle East & North Africa: 0.4%
Sub-Saharan Africa: 0.4%
Central & South Asia: 14.1%
East & Southeast Asia: 78.9%
Oceania: 0.2%

International Students by College of Major College of Engineering

Total Students
348

Undergraduate
144

Graduate & Professional
162

Students in Practical Training
42



The University of Iowa is fortunate when members of the same family come to study here. From left to right: Akshay Yadav, Kalyani Raj Yaduwanshi, and Dr. Vaibhav Yadav. Vaibhav just received his Ph.D. in mechanical engineering, while his brother Akshay is an undergrad majoring in computer science. Vaibhav's wife, Kalyani, is in the dental public health Master's program. Their daughter, Vaidehi, was born at UI Hospitals and Clinics and is already a Hawkeye.

The Yadav family is from India.

Most Common Majors

Undergraduate
Electrical Engineering: 34 students
Mechanical Engineering: 31 students
Civil Engineering: 18 students

Graduate
Electrical & Computer Engineering: 44 students
Civil & Environmental Engineering: 37 students
Mechanical Engineering: 34 students

Countries Represented in the College of Engineering

Australia	1	Malaysia	10
Bangladesh	1	Mexico	2
Bolivia	3	Moldova	1
Brazil	4	Nepal	6
Chile	1	Nigeria	1
China (PRC)	171	Pakistan	3
Colombia	2	Panama	1
Dominican Republic	1	Peru	1
Egypt	3	Russia	2
Eritrea	1	Saudi Arabia	1
Germany	1	Singapore	1
Ghana	1	Taiwan	3
Greece	2	Thailand	1
Iceland	1	Vietnam	2
India	51		
Indonesia	1		
Iran	30		
Iraq	5		
Japan	2		
Jordan	3		
Korea, South	27		
Lebanon	1		

36 countries and territories

College of Engineering International Students by World Region

Latin America & the Caribbean:	4.3%
Europe & Russia:	2.0%
Middle East & North Africa:	12.4%
Sub-Saharan Africa:	0.9%
Central & South Asia:	17.5%
East & Southeast Asia:	62.6%

International Students by College of Major College of Law

Total Students

23

Graduate & Professional

21

Students in Practical Training

2

College of Law International Students by World Region

Europe & Russia: 13.1%
Middle East & North Africa: 4.3%
North America: 4.3%
East & Southeast Asia: 69.6%
Central & South Asia: 8.7

Countries Represented in the College of Law

Belarus..... 1	Korea, South2
Canada..... 1	Netherlands2
China (Hong Kong)..... 1	Saudi Arabia1
China (PRC)..... 12	Taiwan1
India..... 2	<i>9 countries or territories</i>



International students and scholars learn first-hand the rules of American football during a “Football 101” event hosted by the Alumni Association.

International Recruiting

Since fall, 2007, the University of Iowa has engaged in active recruitment of international students, which has included participating in fairs and school visits in the following 34 foreign countries.

- Azerbaijan
- Bahrain
- Bolivia
- Brazil
- Canada
- China (Hong Kong)
- China (PRC)
- Colombia
- Costa Rica
- Dominican Republic
- Ecuador
- Egypt
- El Salvador
- Greece
- India
- Indonesia
- Iraq
- Jordan
- Kazakhstan
- Korea, South
- Kuwait
- Lebanon
- Malaysia
- Morocco
- Oman
- Peru
- Qatar
- Saudi Arabia
- Singapore
- Taiwan
- Thailand
- Turkey
- United Arab Emirates
- Vietnam

International Students by College of Major **College of Dentistry**

<u>Total Students</u>	<u>Graduate & Professional</u>	<u>Students in Practical Training</u>
31	29	2

Countries Represented in the College of Dentistry

Brazil	2	Jordan.....	1
Canada	3	Kenya.....	1
Chile	1	Korea. South.....	2
Colombia	1	Saudi Arabia	3
Denmark	1	Thailand.....	1
Ecuador.....	1		
Egypt	5	<i>15 countries or territories</i>	
Greece.....	1		
India	7		
Iraq.....	1		

College of Dentistry International Students by World Region

North America: 12.0%
Latin America & the Caribbean: 16.0%
Europe & Russia: 4.0%
Central & South Asia: 20.0%
East & Southeast Asia: 8.0%
Middle East & North Africa: 36%



Tariq Ghazal, a student in the dental public health PhD program from Iraq, performs a fluoride treatment during a program visit to Mexico.

Increasing Enrollment of Students from Iraq

The University of Iowa was one of only 21 institutions, and the only member of the CIC (Committee on Institutional Cooperation), to participate in educational symposia held in Baghdad and Sulymania, Iraq, in January 2009. At that time a new educational initiative was announced by Prime Minister Nuri Al-Maliki. The goal of the Iraq Educational Initiative is to send 10,000 students per year to the U.S., U.K., and other English-speaking countries to obtain both undergraduate and graduate degrees in areas of study that will help rebuild the nation.

By participating in the symposia held in Iraq, the University of Iowa is also a founding member of the Iraq Education Initiative Consortium, and thus was among the universities selected for the initial placement of students starting in 2010.

In 2012, the UI also began to partner with the Iraqi Cultural Office, part of the Ministry of Higher Education and Scientific Research, to bring more students from Iraq. It is expected that this will expand to include under-graduates in the near future.

At this point in time, only graduate applicants are being forwarded for consideration by the University of Iowa, and we have over 20 graduate students from Iraq from these programs who are now either in the middle of their preliminary English language coursework or have successfully entered their graduate programs.

International Students by College of Major College of Education

Total Students
120

Graduate & Professional
108

Students in Practical Training
12

College of Education International Students by World Region

Latin America & the Caribbean: 3.3%
Europe & Russia: 5.0%
Middle East & North Africa: 2.5%
Sub-Saharan Africa: 2.5%
Central & South Asia: 1.7%
East & Southeast Asia: 85.0%

Most Common Majors

Graduate

Psychological & Quantitative Foundations of Education: 48 students
Teaching and Learning: 24 students
Rehabilitation and Counselor Education: 13 students



The Life in Iowa program lets students experience fun American traditions such as carving Jack-o-Lanterns or building gingerbread houses in addition to learning practical things like creating résumés or volunteering in the community.



New exchange students find iconic locations around Iowa City during the Amazing Race event with Global Buddies.

Countries Represented in the College of Education

Brazil	2	Pakistan	1
China (PRC).....	39	Russia.....	1
Colombia	2	Saudi Arabia.....	1
Egypt	1	Serbia.....	1
Ethiopia	1	Singapore.....	1
India	1	Taiwan	13
Indonesia.....	2	Thailand	2
Japan	3	Tunisia	1
Kenya	2	Turkey.....	4
Korea, South.....	40		
Malaysia	1		
Mongolia	1		

21 countries and territories

International Students by College of Major Carver College of Medicine

<u>Total Students</u>	<u>Graduate & Professional</u>	<u>Students in Practical Training</u>
156	152	4

Most Common Majors

Graduate

Biochemistry: 11
Anatomy and Cellular Biology: 6
Free Radical & Radiation Biology: 4

Professional

Medical Residents: 68
Medical Fellows: 52

Carver College of Medicine International Students by World Region

North America: 3.2%
Latin America & the Caribbean: 10.3%
Europe & Russia: 8.3%
Middle East & North Africa: 21.8%
Sub-Saharan Africa: 4.5%
Central & South Asia: 28.2%
East & Southeast Asia: 23.1%
Oceania: 0.6%

The University of Iowa Office of the Registrar includes medical residents/fellows in the total enrollment count and these numbers are reported here, but are not part of the total UI Open Doors report.

Countries Represented in the Carver College of Medicine

Australia.....1	Latvia.....1
Bangladesh.....1	Lebanon.....9
Brazil.....4	Malaysia.....2
Bulgaria.....1	Mexico.....2
Canada.....5	Nepal.....2
China (PRC).....20	Nigeria.....5
Colombia.....1	Pakistan.....4
Ecuador.....4	Peru.....1
Egypt.....2	Qatar.....1
El Salvador.....1	Romania.....1
Greece.....1	Saudi Arabia.....3
Iceland.....1	Spain.....2
India.....35	Sri Lanka.....2
Iran.....1	St. Lucia.....1
Iraq.....1	Sweden.....1
Ireland.....1	Syria.....4
Israel.....2	Taiwan.....3
Italy.....1	Thailand.....3
Japan.....2	Turkey.....2
Jordan.....10	United Kingdom.....1
Kenya.....2	Venezuela.....2
Korea, South.....4	Vietnam.....2
Kuwait.....1	45 countries or territories



International students are increasingly becoming involved in student government on campus, due in part to efforts by both international and domestic students such as Yifei Li and Kyra Seay. Yifei is currently a first-term senator in the University of Iowa Student Government,. She is pursuing a double major in journalism/mass communication and interdepartmental studies and is from Shenzhen, China. Kyra, from Keokuk, Iowa, is currently on leave from the UISG as she studies abroad in the Dominican Republic. Kyra was the chair of the UISG Diversity Committee last year. Both students have been strong advocates for increasing participation so that international student voices can contribute to decisions and initiatives made by the student government.

International Students by College of Major College of Nursing

<u>Total Students</u>	<u>Undergraduate</u>	<u>Graduate & Professional</u>	<u>Students in Practical Training</u>
13	7	3	3

College of Nursing International Students by World Region

Latin America & the Caribbean: 7.7%
 Central & South Asia: 7.7%
 East & Southeast Asia: 76.9%
 Sub-Saharan Africa: 7.7%

Countries Represented in the College of Nursing

Belize	1	Philippines.....	1
China	4	Taiwan.....	1
India	1		
Kenya	1		
Korea, South	4		
		<i>7 countries or territories</i>	

Intercultural Skills and Understanding for Staff and Faculty

A major priority of ISSS is providing intercultural programming and training to students, staff, and faculty. These offerings are given at multiple levels to help develop a community that respects and has the necessary skills to accommodate the diversity international students bring with them. Each year, hundreds of students, scholars, faculty and staff participate in these programs.

The growing international student population has increased the need for staff throughout the university to be trained in intercultural skills, which is provided through the Building Our Global Community workshop series and other specialized programs. Over 688 UI employees have participated in BGC since its inception in 2004, with 292 of them earning a Building Our Global Community certificate by attending at least 4 sessions plus an introductory session.

Internationalization efforts extend beyond the campus to Iowa City and the entire state. Community organizations, such as Friends of International Students and the International Women's Club, provide local hospitality. All these activities contribute to the expansion of international awareness and provide support for UI students and scholars.



Staff members participate in the Redundancia exercise during a BGC session.

International Students by College of Major

College of Public Health

Total Students Graduate & Professional Students in Practical Training
 28 24 4

College of Public Health International Students by World Region

Europe & Russia: 3.6%
 Middle East & North Africa: 7.1%
 Sub-Saharan Africa: 25.0%
 Central & South Asia: 17.9%
 East & Southeast Asia: 46.4%

Countries Represented in the College of Public Health

Benin	2	Nigeria	1
Burkina Faso	1	Senegal	1
China (PRC)	12	Slovenia.....	1
Gambia	1	Uganda.....	1
India.....	4		
Korea, South.....	1		<i>13 countries or territories</i>
Jordan.....	1		
Lebanon.....	1		
Nepal	1		



Ali Aziz Ali Al-Jumaili and Kawther Ahmed are a husband and wife student team from Iraq. Ali is in the PhD program in pharmaceutical socioeconomic and is from Baghdad. Kawther, from Basrah, recently completed her Master's in pharmaceuticals and is now working on a PhD in pharmaceuticals and translational therapeutics. They are both full-time parents as well, as their two daughters are here with them during their studies in the U.S.

International Students by College of Major

College of Pharmacy

Total Students Graduate & Professional Students in Practical Training
 57 49 8

Countries Represented in the College of Pharmacy

Brazil	1	Korea, South.....	1
China (PRC)	15	Taiwan.....	4
Colombia.....	1	Thailand.....	6
Egypt.....	1	Vietnam.....	2
India	18		
Iraq.....	3		<i>12 countries or territories</i>
Japan.....	1		
Jordan	4		

College of Pharmacy International Students by World Region

Latin America & the Caribbean: 3.5%
 Middle East & North Africa: 14.0%
 Central & South Asia: 31.6%
 East & Southeast Asia: 50.9%

International Students by College of Major Interdisciplinary Graduate Programs

Total Students
123

Graduate Students
104

Students in Practical Training
19

Interdisciplinary Graduate Programs International Students by World Region

Latin America & the Caribbean: 5.7%
Europe & Russia: 13.0%
Middle East & North Africa: 4.9%
Sub-Saharan Africa: 6.5%
Central & South Asia: 14.6%
East & Southeast Asia: 54.5%
Oceania: 0.8%

Most Common Majors

Graduate

Applied Mathematics & Computer Science: 18 students
Human Toxicology: 14 students
Molecular and Cellular Biology: 12 students

Countries Represented in Interdisciplinary Graduate Programs

Australia	1	Lebanon	1
Bangladesh	1	Malaysia	2
Bolivia	1	Mexico	1
Bosnia & Herzegovina.....	1	Nepal.....	1
Brazil.....	1	Netherlands	1
Bulgaria.....	1	Poland.....	1
Burma	1	Romania	3
China (Hong Kong).....	1	Russia	1
China (PRC).....	47	Rwanda	1
Ecuador.....	2	Spain	2
Egypt.....	2	St. Vincent & the Grenadines..	1
Germany	4	Switzerland	1
Ghana	2	Taiwan.....	3
India.....	16	Tanzania.....	2
Indonesia	2	Vietnam.....	3
Iraq	2	Zimbabwe	1
Italy.....	1		
Jamaica.....	1		
Japan	2		
Jordan.....	1		
Kenya.....	2		
Korea, South.....	6		

38 countries or territories

Student Programming



ISSS provides programming and activities for students throughout the year, led by our team of Shuhui Lin and Jessica Voigt. Lin is from Guangzhou, China and coordinates the Life in Iowa program. She received a Bachelor's in communication studies from the University of Iowa and is currently pursuing a Master's degree in educational policy and leadership. Jess coordinates the Global Buddies program, which connects international students here for one or two semesters on formal reciprocal exchange programs with domestic students who have previously studied abroad. She is from Australia and pursuing a Master's in music, with saxophone as her instrument. Both programs provide exposure to American cultural traditions such as Halloween pumpkin carving, an American-style prom, trips to interesting Iowa locations such as Effigy Mounds, practical topics like job interviews and resume writing, and social topics such as volunteerism or body image. ISSS is being recognized by the U.S. Department of State as a "best practices" example for providing cultural activities for exchange students and scholars, and much of the credit goes to our very talented student programming team.

International Students by College of Major International Visiting Scholars

International Visiting Scholars..... 415

An international visiting scholar is an individual who has come to the U.S. in J-1 (exchange visitor) status for teaching, research, observation, or other educational activity but who is not enrolled as a student, medical resident, or fellow.

Personal Characteristics

Length of Stay as International

Visiting Scholar

1 month or less: 1.7%
1 to 6 months: 26.3%
6 months to 1 year: 28.4%
1-2 years: 14.9%
2 to 5 years: 28.7%

International Visiting Scholars by World Region

North America: 0.7%
Latin America & the Caribbean: 7.2%
Europe & Russia: 21.2%
Middle East & North Africa: 2.7%
Sub-Saharan Africa: 0.7%
Central & South Asia: 9.4%
East & Southeast Asia: 57.1%
Oceania: 1.0%



Visiting scholars enjoy German family-style dining during a trip to the Amana Colonies.

Countries Represented by International Visiting Scholars

Argentina..... 2	Greece..... 1	Romania..... 2
Australia 3	India 33	Russia 3
Austria 4	Iran 1	Saudi Arabia 2
Bangladesh 1	Iraq 2	Serbia 1
Belarus 2	Ireland 1	Singapore..... 3
Belgium 2	Italy 12	Spain 3
Bosnia and Herzegovina 5	Japan 22	Sri Lanka 2
Brazil..... 15	Jordan 4	Taiwan 6
Burma..... 1	Kazakhstan 1	Thailand 6
Canada 3	Korea, South 54	Tunisia 1
Chile 5	Lebanon 1	Turkey 14
China (Hong Kong)..... 1	Malaysia 1	Ukraine 1
China (PRC)..... 143	Mexico 5	United Kingdom..... 7
Colombia 1	Netherlands 3	Venezuela 1
Croatia..... 1	New Zealand 1	
Czech Republic 1	Nigeria..... 2	
Finland..... 1	Norway..... 1	
France..... 7	Pakistan..... 2	
Germany..... 12	Poland 3	
Ghana 1	Portugal..... 1	

54 countries and territories

Largest National Representations

China (PRC): 143 scholars
South Korea: 54 scholars
India: 33 scholars
Japan: 22 scholars
Brazil: 15 scholars

Explanation of Terms Used in This Profile

International Student: An international student is any individual enrolled in fall 2013 classes at the University of Iowa who has self-identified as having neither U.S. citizenship nor permanent residence. In addition to students who are here in an F-1 or J-1 educational immigration status, students who hold immigration statuses unrelated to study, such as temporary workers, are included. In accordance with national data collection standards, students who have graduated and are in an immigration-approved “practical training” period are also included in the university’s count of international students. International medical residents/fellows and postdoctoral fellows are also included in this report.

International Visiting Scholar: An international scholar is an academic professional who is at the university in a J-1 immigration status. A scholar may be employed by UI, or may be here in a visiting capacity under the sponsorship of a UI academic department. Individuals in J-1 status who are in a student or medical resident category are excluded from this count.

Immigration Status: While international students and scholars have a variety of non-immigrant statuses, the following are those which are directly related to their presence at the University of Iowa:

- F-1 student: This is the most common status for an individual who is coming to the U.S. for the purpose of study.
- J-1: exchange visitor: Exchange visitors can be students or scholars. Students in this status typically, but not exclusively, are here through a university exchange program or are receiving funding from their home government or the U.S. government. Scholars in this status may be at the university as unpaid scholars (often applicable to those who are on sabbatical at their home institution) or may be UI employees in short-term, temporary positions.



Brayden Jiangbo Zhao is the student clerical assistant for International Programs. He is from Jinan, China, and is pursuing a double major in marketing and management information systems. He has been very involved in leadership activities on campus, including serving with the student organization OASIS.

Countries and Territories: This report uses the U.S. State Department listing of independent countries and dependencies. The regional breakdown follows the guidelines of the “Open Doors” report published by the Institute of International Education.

Level of Study:

- Undergraduate students are those enrolled in a program of study leading to no higher than a baccalaureate degree.
- Graduate and professional students are those enrolled in post-baccalaureate study. Masters and doctoral students are included, as well as students working on post-baccalaureate certificates and post-doctoral scholars. Professional students are those in the MBA, DDS, JD, LLM, MD, and PharmD programs as well as medical residents and fellows.

College of Study: In accordance with official reports from the Office of the Registrar, this analysis of international students by college enumerates students in the colleges in which their programs are taught, and not which college administers their major. For example, most graduate programs are administered through the Graduate College, yet these students are counted in the college of their major. A number of highly interdisciplinary programs that cannot be placed in a single college are those included in the category of “graduate college interdisciplinary programs.”

International Student and Scholar Services, part of the University of Iowa International Programs, provides leadership in international education and intercultural learning through services to international students and scholars, their dependents, the university, and the surrounding community. We enhance the academic, cultural, and social pursuits of our students and scholars through exceptional immigration and personal advising as well as outstanding cross-cultural programming and training.

1111 University Capitol Centre
The University of Iowa
Iowa City, IA 52242

Phone: 319-335-0335

Fax: 319-335-2021

Email: iss@uiowa.edu

Web: <http://international.uiowa.edu/iss>